

# Furnishings for the Home



THE ALADDIN Co.  
BAY CITY, MICH.

# 50 Pcs. BLUE BIRD DINNER SET \$7.95



The Blue Bird Dinner Set consists of 50 pieces, sufficient to set a table for six people. Each piece decorated on genuine sterling domestic china with natural colors of our Blue Birds, known as "The Bird of Happiness." Set consists of:

- |                 |                   |                          |
|-----------------|-------------------|--------------------------|
| 6 Dinner Plates | 6 Cups            | 1 Covered Vegetable Dish |
| 6 Pie Plates    | 6 Saucers         | 1 Large Meat Platter     |
| 6 Fruit Plates  | 1 Creamer         | 1 Oblong Dish            |
| 6 Butter Plates | 1 Sugar and Cover | 1 Round Dish             |
| 6 Soup Plates   |                   |                          |

A better set cannot be made for twice the price.

4D-663—50 Piece Blue Bird Set as described..... \$7.95

20

APR 15 1912

# 50 P.C. INITIALED \$7.95

## DINNER SET

WITH YOUR OWN INITIAL IN STERLING GOLD



This beautiful genuine sterling gold 50-piece set, decorated with gold border and your own initial in gold, makes a most practical and handsome gift. This set is made in Colonial shape and makes a rich artistic Dinner Set. Set consists of:

6 Dinner Plates  
6 Pie Plates  
6 Fruit Plates  
6 Individual Butters  
6 Cups

6 Saucers  
6 Soup Plates  
1 Cream Pitcher  
1 Sugar Bowl  
1 Covered Vegetable Dish

1 Large Meat Platter  
1 Oblong Potato Dish  
1 Pickle Dish

4D-661—50 piece Initial Set as described

**\$7.95**

# SOVEREIGN VACUUM SWEEPER \$3.75

*A Combined Vacuum Cleaner  
and Carpet Sweeper*

**I**N our Sovereign Vacuum Sweeper we offer the very best bargain in high class sweepers on the market. A most practical machine at an extremely low price. When we started buying vacuum sweepers and reduced the price on a standard made machine from \$12.00 (the original price) to \$6.75, we considered that we were doing a pioneer work in lessening the cost of an article which was to become a universal household necessity. Then, with placing larger contracts, we found it possible to reduce the price to \$5.40, then to \$4.50; and now we offer the same high - grade, standard made sweeper, which less than two years ago sold for \$12.00, for only \$3.75.

This machine carries our binding guarantee of "*Satisfaction or your money back.*" We assume all of the risk. You

must be satisfied with your purchase. Send your orders early, advise when and where you wish the Sweeper sent, and we will make shipment accordingly.

*The case is finished in mahogany, equipped with a double bellows and heavy brush.*

Price is F. O. B.  
our shipping  
point.

3D-92 Sovereign Vacuum Sweeper \$3.75







# ALADDIN MERCHANDISE Sold by the Golden Rule

1918 Merchandise Catalog—Copyrighted 1918.



WE have worked incessantly to bring this catalog to a point where it will answer every need in the outfitting of your home. Only goods of known and tested quality goods we are proud to put the name "Aladdin" on, and goods you will be proud to make a part of your home, have been selected.

## The "Aladdin" Standard of Quality

The name of "Aladdin" has come to mean "High Standard of Quality" in every household that has come in contact with it. It carries confidence to the buyer. It means satisfaction with the goods. It makes real friends of customers.

Aladdin merchandise in every case shipped to you direct from the factory, and we guarantee

## Satisfaction or Your Money Back

You may choose with a feeling of assurance that you will be pleased when you open the package. Satisfaction or your money back is the basis of every transaction. If you can think of any stronger safeguard to you than this, we will be glad to adopt it.

It is you who makes our business possible and knowing this, we want to serve you in the best way and *please you in every way.*

Our services are not confined to selling you goods. This great organization is made up of many bright men and women, real human people, who like to help other people, to give them the benefit of their experience and knowledge along their chosen profession.

We have people trained in contracting, building, carpentering, masonry, plumbing, heating, electric lighting, painting, decorating, gardening, horticulture, and in fact, almost every activity entering into the building and maintenance of a home.

Of course we have skilled engineers, civil and mechanical, experts in finance, banking, freights and the usual experienced men covering every branch of manufacturing and merchandising.

And every one of these men are glad to answer questions on matters which they are qualified to decide. Their advice is of the best kind because it is given without payment and without prejudice.

## A Word Regarding

# "HOMECRAFT" and "Aladdin Homecraft" Products



The name stands for *arts and crafts in home decorations*, and unlike most trademarks, the name was not made to fit the furniture, but each piece of furniture is made to live up to the name of our high furniture ideals. These three facts stand out pre-eminent above all others.

*No piece of furniture bearing this name is finished in imprint, that is, stenciled or printed to imitate Oak, Birds-eye Maple or Mahogany.*

*Nothing but Genuine Oak or Mahogany, as the case may be, is used in the exposed portions of "Homecraft" furniture.*

*No enlarged "wash" drawing pictures are used to make the furniture appear more massive than it really is. This is a very noteworthy fact, as nearly all furniture sold from catalogs today is shown in this way, while all "Homecraft" products are shown by pictures made from actual photographs of the merchandise.*

Will you let us serve you?

1st Edition



# Complete Plumbing Outfit \$296.<sup>45</sup>

This Outfit is Complete for  
an Ordinary Home

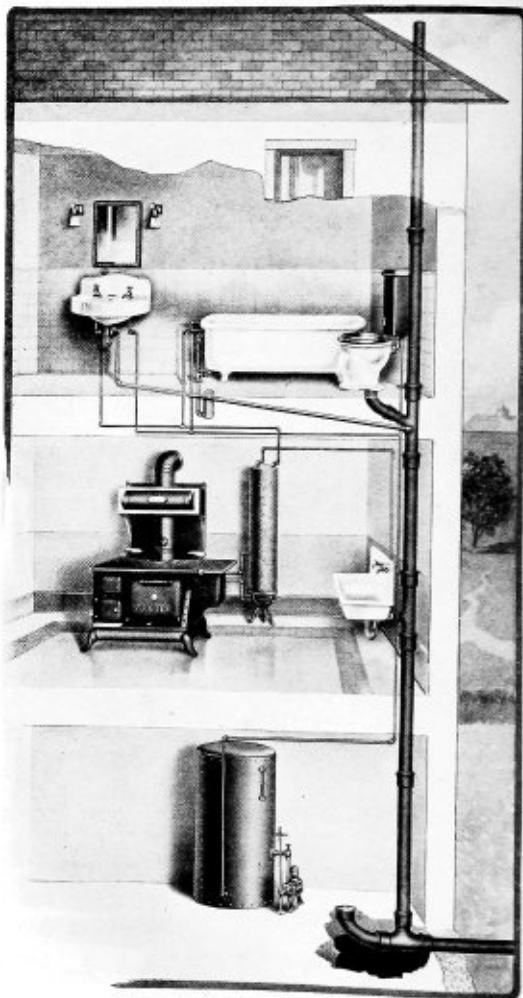
Consisting of our Crystal bathroom outfit, one No. 3D-374 Sink with all trimmings, as shown, one thirty gallon range boiler, one No. 3D-450 air pressure system and all pipe fittings as shown.

**THE BATHROOM OUTFIT** which we furnish is our Crystal described on page 5 of our catalog, and is complete with all nickel plated trimmings as shown, threaded for iron pipe connections. This is a high grade outfit and one which we feel sure will give absolute satisfaction in every case, as it has proven to be the most popular outfit which we have offered.

**THE SINK** furnished is our No. 3D-374 roll rim white enamel sink; length over all, 44 inches; size of sink, 20x26 inches. The same being furnished with all nickel plated trimmings as shown, to the wall or to the floor. In ordering, kindly specify whether right hand or left hand drain board is required. Cut shows left hand drain board.

**THE AIR PRESSURE SYSTEM** furnished is our No. 3D-450, as described on page 19 of this catalog and consists of a tank 24 inches in diameter, by 6 ft. with a capacity of 145 gallons, with a pump suitable for pumping water from wells 20 to 25 ft. deep, and with all other fittings as shown. Should you have a deeper well, from which it will be necessary for you to take this water, it will be necessary for us to furnish a deep well outfit which will necessarily add to the price of this outfit.

**THE RANGE BOILER** is our No. 3D-1122, thirty gallon standard range boiler, tested to a 200 pound pressure, and guaranteed to stand 85 pounds working pressure, complete with stand and couplings as shown.



## Pipe Fittings.

In addition to the above, we furnish all roughing in material as shown. This includes soil pipe and soil pipe fittings, iron pipe for hot and cold water supply. In fact everything required to install this entire plumbing system with water works system in a building from ground line to the roof.

## Blue Prints.

An extremely simple set of blue prints is furnished with each outfit with the aid of which any ordinary mechanic can install one of our plumbing outfits. All fixtures are furnished threaded for iron pipe

to the wall. However, connections to the floor can be furnished at the same price. Every fitting is guaranteed to be exactly as described in the catalog. Soil pipe furnished is standard weight and the outfit is guaranteed to be absolutely sanitary in every way.

The kitchen range and water front are not furnished with this outfit at the prices quoted.

Order by catalog number and send a sketch of your home, giving full dimensions with your order, to enable us to draw a set of blue prints to meet your particular requirements.

3D-19—Complete outfit as described .....

**\$296.<sup>45</sup>**

# MODERN PLUMBING MODERATE PRICES

We show on the following pages a complete line of the most popular sanitary plumbing material for houses and bungalows. We show and quote all of these fixtures complete with nickel plated supply pipes, fittings, etc. That is all trimmings to the floor, but we do not show the pipes and fittings either for water or waste pipes. We can, however, furnish all pipe and pipe fittings for water supply, as well as brass goods of all kinds and soil pipe, both standard and extra heavy. In addition to this, we send blue prints showing you exactly where each piece of pipe and each fitting is to go. With the aid of this, any man with ordinary mechanical ability can install his own plumbing system. All of our bath room fittings can be furnished with supply and waste pipes threaded for iron pipe, but if you expect to have a plumber install the system for you, we furnish them with connections for lead pipe.

**REGARDING QUALITIES.** All plumbing material shown in our catalog is "A" grade in every respect and guaranteed to be such. We give you the privilege of returning any item not

exactly as described by us, and will promptly refund full purchase price, together with a freight you may have paid, upon receipt of Bill of Lading showing that you have returned such articles.

**REGARDING FREIGHT CHARGES.** Upon request, we will gladly name freight prepaid prices on any items which you may need. Although you actually save nothing in this way, may be some satisfaction to you to know just what any article will cost laid down at your station.


If you desire plumbing material for any of our house designs, we will gladly name you price on roughing in material to do the job, and we will send you suggestions for the placing of different fixtures to the best advantage. If you wish the fixtures for a house other than is shown by us, kindly send us a diagram of the house showing all openings and give measurements and we will be glad to quote you delivered price of enough material for roughing in your bath room fixtures.

## STEEL ENAMELED

Outside  
Finished in  
Sky Blue  
Ornamented  
with Bronze

Inside  
Finished  
with White  
Enamel  
Baked on  
Oak Rim

## ENAMELED STEEL BATH TUB



OUR PRICE

**\$9.50**

REGULAR  
PRICE

\$12.00

We invite your special attention to our Enameled Steel Bath Tub, and the many distinctive features in which we claim its superiority. The shell is made of 24-gauge galvanized open heart steel enameled by a process which is particularly our own.

The rims are three inches wide and made of full 1 1/4-inch Superior Oak lumber, thoroughly seasoned and kiln dried. The joints being fitted together with Spiral Grooved Hickory dowels. Therefore no unsightly glued joints, and we absolutely guarantee our rims against springing apart.

The overflow is constructed entirely of brass and resembles the overflow usually found on heavy, cast iron, porcelain lined tubs, in that it has a slip joint nut for attaching the waste to the overflow. Thus doing away with a soldered joint. All parts are heavily nicked and highly polished.

Finished in White Enamel on the inside. Nicely painted in sky blue on the outside, and the raised ornaments in the castings are tinted with bronze. This is a very desirable tub for summer cottages or a small home. The tubs are fitted for No. 4 1/2 Fuller bath cock, but they are not furnished at the prices quoted below. Fitted for iron pipe connections.

3D-100—4 ft. 6 in. long; weight, 88 pounds.	Each .....	\$ 9.50
3D-102—5 ft. 0 in. long; weight, 90 pounds.	Each .....	9.50
3D-104—5 ft. 6 in. long; weight, 92 pounds.	Each .....	10.50
3D-106—6 ft. 0 in. long; weight, 95 pounds.	Each .....	10.50

We will furnish a No. 4 1/2 Fuller Bath Cock for above tub for \$2.95 extra.

# "GENIE" Modern Bathroom Outfit \$66<sup>25</sup>



## Showing a Bathroom Arranged With One of Our Three-Piece "Genie" Outfits

FOR those who wish an outfit with a smaller tub and a less expensive lavatory, than is shown in our Crystal Outfit, we offer this, our "Genie" group. The component parts are the best that can be purchased. The porcelain enameled tub and lavatory being of what is known as "Five year Guarantee" ware, and the closet of the best vitreous china with an oak tank. We do not furnish the towel bar, sponge cup, medicine chest or other accessories with this outfit, but do furnish all faucets, supply pipes, etc., as shown. The outfit is shipped direct from the factory near Chicago. All pieces are well crated and guaranteed to reach our customers in perfect condition.

**The Tub** is 4½ feet long with a 3-in. roll rim, is made of the best grade of cast iron and is lined with genuine white porcelain enamel. It is equipped with a 4½ Fuller bath cock, a nickel plated connected waste and overflow and two nickel plated supply pipes. The tub is guaranteed to be "A" grade and perfect in every way. Complete with all fittings to the floor.

**The Lavatory** is 21 in. wide, 18 in. from front to back, has a back 8 in. high and a roll rim. Is made of the very best cast iron, coated with pure White Porcelain Enamel. The trimmings are two low down lavatory faucets, two nickel plated supply pipes and one nickel plated trap. These supply pipes and trap are all furnished to the wall. Guaranteed for five years.

**The Closet** is of the Syphon wash down type. Equipped with a highly polished tank, finished in Oak or Mahogany and lined with copper, with a push lever flush valve, and has a rubber ball valve. The bowl is of vitreous

porcelain ware. The closet is complete with nickel plated supply pipe and a nickel plated elbow. In fact all fittings to the floor.

In order that you may have a better description of this outfit, we call your attention to the fact that the outfit consists of Tub No. 3D-100, Lavatory No. 3D-205 and Closet No. 3D-200, all of these being described on the following pages of our catalog.


**Our Guarantee.** This outfit is guaranteed to be exactly as described above, and to reach you in a perfect condition, and if otherwise, we will, upon receipt of expense bill, showing that it was damaged when it reached you, ship other pieces to replace or refund full purchase price.

No. 3D-301—Our "Genie" Bathroom Outfit, as described, with waste and supply to wall, weight 450 pounds, ..... **\$66.25**  
 Same Outfit with waste and supply to floor ..... \$66.75

With Iron Pipe Connection on All Pipes, \$1.00 Extra



# "CRYSTAL" Modern Bathroom Outfit \$69<sup>75</sup>



## This Shows a Bathroom Arranged With One of Our Three-Piece Crystal Bathroom Outfits

**The Outfit.** A five-foot porcelain lined cast iron bath tub, porcelain lined lavatory with five-inch apron and a Syphon wash down closet combination, constitutes this outfit. Each piece being fitted with nickel plated trimmings to the wall, and every article is guaranteed to be "A" Grade and perfect in every respect.

**The Tub** is 5 ft. cast iron, made on roomy, graceful lines with a 3-in. roll rim. It is white porcelain enamel lined. It is fitted with a nickel plated connected waste and overflow, No. 4½ Fuller Bath Cocks for hot and cold water and a pair of nickel plated supply pipes. In fact, all fittings to the floor. The tub is guaranteed to be "A" Grade, and all fittings are heavily nickel plated and highly polished.

**The Lavatory** is 18x21 in., cast iron, white porcelain enamel lined. Has an 8-in. back with double-wave top and a 5-in. apron. The bowl proper is "D" pattern, 10x14 in. The fittings are all heavily nickel plated and are the very best obtainable. They consist of two brass nickel plated compression basin cocks, with china tops, one marked "hot" and the other marked "cold"; one nickel plated trap with waste to the wall and two brass nickel plated supply pipes to the wall, a very attractive appearing lavatory.

**The Closet** has a highly polished oak tank and seat, tank being fitted with push lever flush valve and has a rubber ball valve. The bowl is vitreous porcelain ware of the Syphon action wash down style. All trimmings, including nickel plated supply pipes and nickel plated elbow and screws, are furnished. The outfit, in all, is one which would sell regularly at about \$80. We furnish everything complete to the wall as described. If you wish pipe, fittings, etc., with

which to install this, send us a diagram of your house, giving all measurements, and we will be pleased to quote you.

It would be impossible for us to get a photograph of a bathroom in which the arrangement would be just right to show each fixture in this outfit in such a way as to convey to you how really good an outfit we are offering.

For your information, we call your attention to the fact that this outfit consists of our **Tub No. 3D-162**, with fittings as described on the following pages; **Closet No. 3D-200** finished in either Golden Oak or Mahogany. Golden Oak is always sent, unless otherwise specified. **Lavatory No. 3D-262**.

You will find all of this material described on the following pages of this catalog, and with this information at hand, you will readily understand how really good an outfit we are offering at this low price.


We consider that in this outfit, which is true "Aladdin" quality, that we are offering you more for your money than it would be possible for you to get elsewhere.

No. 3D-300—Our Crystal Bathroom Outfit, as described; weight about 475 pounds **\$69.75**

Same Outfit with waste and supply pipes to floor ..... \$70.30

Above Outfit with All Connections Threaded for Iron Pipe, \$1.00 Additional

# "HOMECRAFT" Modern Bathroom Outfit \$78<sup>35</sup>



Showing a Bathroom Arranged with Our "Homecraft" Bathroom Outfit

**This Outfit** for many reasons is the most desirable that we show. It is not too massive for a small bathroom and is amply large enough for any large bathroom. We furnish with the outfit the tub, with all trimmings to the floor, the lavatory with all trimmings to the wall, and the closet with all trimmings to the floor.

The other trimmings, as shown, are not furnished with the outfit, but are photographed in the cut to show a good bathroom arrangement. The enameled ware (Tub and Lavatory), furnished in this outfit, are "Five year guaranteed" sanitary ware. The closet is the best of its type that can be purchased.

**The Tub** is 5 ft. long with a 3 in. roll rim, coated on the inside and over the rim with pure white porcelain enamel. The trimmings consist of a 4½ Fuller bath cock for hot and cold water, a nickel plated connected waste and overflow and two nickel plated supply pipes. The tub is guaranteed to be strictly "A" grade material throughout, and is guaranteed to reach you in perfect condition.

**The Lavatory** is 24 in. wide and 18 in. deep with a double wave front and top. Has a 4 inch apron and a "D" shaped bowl, 11x15 inches. The back is 10 in. high, made of the best cast iron, coated with pure white porcelain enamel. The trimmings consist of two low down china indexed lavatory faucets, one marked "Hot," and the other marked "Cold." Two nickel plated supply pipes to the wall, and nickel plated trap to the wall. All bright parts heavily nickeled and highly polished.

**The Closet** is a vitreous china combination, the tank being solid vitreous china with a double wave front and china push lever. The bowl is of the Syphon wash down type. The seat and cover being finished in either Golden Oak or Mahogany, as desired by our customers. Each outfit furnished with nickel plated elbow. Safe arrival guaranteed.

This outfit is more clearly described on other pages. Each individual piece being described under the following numbers. Tub No. 3D-162, Lavatory No. 3D-256, and Closet No. 3D-292.

**Our Guarantee** This outfit is guaranteed to be exactly as described above, and to reach you in perfect condition, and if otherwise, we will, upon receipt of expense bill, showing that it was damaged when it reached you, ship other pieces to replace or refund full purchase price.

No. 3D-303—"Homecraft" Bathroom **\$78.35**  
 Outfit as described .....  
 Same Outfit with trap and supply pipes to floor .....\$79.00

# "SOVEREIGN" Modern Bathroom Outfit \$105<sup>15</sup>



Showing A Bathroom Equipped with One of Our Sovereign Bathroom Outfits  
Each Article In This Outfit Is Guaranteed to Be of  
Especially High Quality

**This Outfit** consists of a cast iron bath tub on a base, a pedestal lavatory and a Syphon Jet closet combination, all selected with greatest care and furnished complete with all fittings, and an outfit worthy of a place in the very best of homes.

**The Tub** is five feet long, cast iron, white porcelain, enamel lined, standing on a solid cast iron base fastened to the floor, instead of legs, thus preventing dust and dirt collecting under the tub. The trimmings are all furnished and consist of a china indexed standing waste and overflow, Combination bath cocks and two nickel plated supply pipes all heavily nickeled and highly polished. Painted on the outside. Porcelain enameled inside.

**The Lavatory** is white, a porcelain enamel pedestal lavatory, as shown on page 74, complete with all fittings as described. Waste and supply pipes to the wall, a massive white enamel lavatory, worthy of a place in any home, no matter how large or beautiful.

**The Closet** is equipped with a vitreous earthenware tank, which cannot leak or become separated, as there are no joints in it. The bowl is Syphon Jet action with a wooden seat, and cover finished in mahogany or oak. Equipped with all fittings. Brass nickel plated supply pipes and elbows. The combination is in all, a massive appearing, beautiful designed outfit, guaranteed to give perfect satisfaction to any

one who may purchase it. The prices quoted are for the outfit as described, complete with all nickel plated faucets, traps and supply pipes to the wall.

This outfit has been very popular and will continue to be so, as great care is taken to have every piece perfect in every detail. We can furnish "roughing in" material such as soil and supply pipe and fittings for our bathroom outfits, and if you will send us a diagram of your house we will gladly quote you a price on material necessary to install a bathroom outfit.

**Our Guarantee.** We guarantee each piece of this outfit to be exactly as described by us in every way, and if found otherwise you may return to us and we will refund full purchase price, together with any freight which you may have paid.

No. 3D-392—Sovereign Bathroom Outfit, complete as described; weight 550 pounds ..... **\$105.15**

Same Outfit with trap and supply pipes to floor ..... \$105.85

Above Outfit with All Connections Threaded for Iron Pipe, \$1.00 Additional

# PORCELAIN ENAMELED BATH TUBS

## 3 INCH ROLL RIM CAST IRON

In our Porcelain enameled Cast Iron bath tubs, we have carried out our principle of highest quality and best values. We offer here a 3 inch roll rim tub, which is worth fully twice what we ask for it, and would cost practically that if purchased in the regular way.

Each tub before enameling is inspected for flaws in the castings. Then after each coat of enamel, each tub is inspected again and we absolutely guarantee that every tub is strictly "A" grade and is free from flaws or chips in the enamel. This tub is nicely painted on the outside.

The dimensions of the tub are as follows: Height over all ten legs 22 inches. Depth inside 17 inches. Width over all 30 inches. Crated in a substantial manner which eliminates danger of breaking in transit.



Price for tub only without fittings:

3D-150—4½ ft. long, Weight 275 lbs., Price...	\$23.75
3D-152—5 ft. long, Weight 290 lbs., Price...	23.95
3D-154—5½ ft. long, Weight 350 lbs., Price...	27.20
3D-156—6 ft. long, Weight 409 lbs., Price...	35.75

Write for net delivered price.

Price for tub complete, with Nickel Plated trimmings to the floor

3D-160—4½ ft. long, Weight 290 lbs., Price...	\$32.25
3D-162—5 ft. long, Weight 325 lbs., Price...	32.45
3D-164—5½ ft. long, Weight 375 lbs., Price...	35.70
3D-166—6 ft. long, Weight 425 lbs., Price...	44.25

All of our tubs are strictly "A" Grade and guaranteed.

## WITH STANDING WASTE AND OVERFLOW

### 3 INCH ROLL RIM CAST IRON, FITTINGS AS SHOWN

The standing waste fittings as shown here do away entirely with the old rubber plug. The waste being controlled at the top of this standing fixture. The tub is heavy Cast Iron White Porcelain Enameled, and is equal to any tub you can buy no matter what the price.

The fixtures are of a massive design, giving the tub a rich appearance. We cannot praise this tub too highly as we know that any person buying one will be satisfied in every way. The tub is "A" grade, strictly guaranteed in every way. The enamel is pure white without a Chip or Craze of any kind. The fixtures are of a heavy design, Nickel plated on copper. In all, it is a perfect tub and one of which anyone might be justly proud.

Price for tub only, without fixtures:

3D-170—4½ ft. Tub, Weight 285 lbs., Price...	\$23.75
3D-172—5 ft. Tub, Weight 310 lbs., Price...	23.95
3D-174—5½ ft. Tub, Weight 365 lbs., Price...	27.20
3D-176—6 ft. Tub, Weight 415 lbs., Price...	35.75



Price for tub complete with Nickel Plated trimmings to the floor

3D-178—4½ ft. Tub, Weight 285 lbs., Price...	\$37.75
3D-180—5 ft. Tub, Weight 310 lbs., Price...	37.95
3D-182—5½ ft. Tub, Weight 365 lbs., Price...	41.20
3D-184—6 ft. Tub, Weight 415 lbs., Price...	49.75

## WITH CAST IRON BASE AND STANDING WASTE AND OVERFLOW

### 3 INCH ROLL RIM CAST IRON, IRON BASE AND FITTINGS AS SHOWN

First Grade Enamel Bath Tub on Cast Iron Base. The tub has a full 3 inch Roll Rim. White Enamel Lined and painted on the outside. We show the tub with a standing waste and overflow same as tub No. 3D-170. To empty the tub with this fixture, pull up the knob of the standing waste and the water will run out of the waste pipe. If so desired, we can furnish this tub with fixtures the same as those shown with tub No. 3D-150, that is, with the Common connected waste and overflow in place of the standing waste and overflow. In either case, we furnish all full Nickel Plated fixtures to the floor.



For tub with standing waste and overflow as shown.

3D-186—4½ ft. Tub, Weight 300 lbs., Price.....	\$42.35
3D-188—5 ft. Tub, Weight 350 lbs., Price.....	43.65
3D-190—5½ ft. Tub, Weight 400 lbs., Price.....	46.25

WE CAN FURNISH ANY TUB SHOWN ON THIS PAGE WITH ALL CONNECTIONS THREADED FOR IRON PIPE FOR 50 CENTS ADDITIONAL



# White Porcelain Enamelled Lavatories



3D-250



3D-254



3D-260



3D-258



3D-264

**3D-250**—Furnished complete with trimmings, as shown, or without trimmings, as you may desire. The lavatory is cast in one piece, is strictly "A" grade without chips or flaws. It is 20x20 inches over all. The back is 8 inches high. The bowl, 10x14 inches. The trimmings consist of two low down compression faucets. Two supply pipes and one Anti-Syphon trap. All heavily nickel plated and highly polished. Weight, 90 pounds.

**3D-250**—Lavatory, less trimmings..... **\$11.15**

**3D-252**—Lavatory, with trimmings to wall..... **\$17.85**

**3D-252½**—Lavatory, with trimmings to floor..... **19.60**

**3D-260**—Porcelain Enamelled one piece half circle apron lavatory. The main top or slab is 18x21 inches over all with a "D" pattern bowl, 10x14 inches. The back is 8 inches high. Finished in pure white enamel and with or without trimmings. The trimmings consist of Low down China Index Compression faucets marked "Hot and Cold" nickel plated supply pipes and an Anti-Syphon trap. Weight, 70 pounds.

**3D-260**—Lavatory, less trimmings..... **\$8.40**

**3D-262**—Lavatory, with trimmings to wall..... **\$16.25**

**3D-262**—Lavatory, with trimmings to floor..... **16.90**

**3D-258**—In this we show one of the most attractive lavatories ever offered. The main top or slab is 20x24 inches. The bowl 12x15 inches. Furnished complete with all fittings above the floor. One pair of No. 9 Compression faucets with China Index top marked "Hot and Cold." A nickel plated model waste with china

index. This waste is operated the same way as a standing waste in a bath tub. A pair of nickel plated offset air chambered supply pipes and an Anti-Syphon trap. These fittings can be furnished to go to the floor or to the wall.

**3D-258**—Complete, as illustrated, **\$41.95**

with trimmings to wall.....

**3D-258½**—With trimmings to floor..... **\$42.35**

**3D-254**—Furnished complete with trimmings as shown, or without trimmings. It has a "D" pattern bowl, 11x15 in. It is supported on concealed wall brackets. The main part of the lavatory is 24 in. wide and 18 in. deep. The back is 10 in. high. The trimmings consist of low down compression faucets, air chamber, supply pipes and an Anti-Syphon trap, with concealed vent in the wall. All heavily nickel plated and highly polished. Weight, 100 lbs.

**3D-254**—Lavatory, less trimmings..... **\$11.20**

**3D-256**—Lavatory, with trimmings to wall..... **\$26.75**

**3D-256**—Lavatory, with trimmings to floor..... **21.25**

**3D-264**—Is 18x21 in. over all. Has a "D" pattern bowl, 10x14 in. and a back 8 inches high. Finished in pure white enamel, and furnished either with or without trimmings. Trimmings consist of No. 6 low down faucets, supply pipes and a 1¼-in. "D" trap with vent in wall. All heavily nickel plated and highly polished. Weight, 60 pounds.

**3D-264**—Lavatory, less trimmings..... **\$7.40**

**3D-265**—Lavatory, with trimmings to wall..... **\$13.75**

**3D-265½**—Lavatory, with trimmings to floor..... **11.35**

The Trimmings for any of These Lavatories Threaded for Iron Pipe 25c Extra

# White Porcelain Enamelled Lavatories



3D-1408



3D-255



No. 3D-1400—Made in one piece. Length on each side is 16 1/2 in. The back is 8 in. high. The bowl 11x15 in. The apron 4 in. deep. The bowl is "D" shape. This lavatory is sold without trimmings or complete with trim as shown.

**THE TRIMMINGS** consist of two nickel plated compression faucets with China Index tops, one marked Hot, the other marked Cold, two offset air chambered supply pipes and one nickel plated trap. These trimmings may be had to the wall or to the floor, but we always supply trimmings to wall, unless otherwise specified. Weight, 100 lbs.

No. 3D-1400—Lavatory less trimmings.....\$9.45

No. 3D-1402—Lavatory with trimmings to wall.....15.75

No. 3D-1402 1/2—Lavatory with trimmings to floor.....16.35

No. 3D-1408—White porcelain enamel lined, with nickel plated model waste. The lavatory is 18x21 in. Has an 8 in. back and 4 in. apron. Can be supplied either with trimmings as shown or without trimmings. When furnished without trimmings we send the lavatory, nickel plated model waste, and wall hanger.

**THE TRIMMINGS** consist of two nickel plated china indexed faucets, one marked Hot, the other marked Cold, two offset air chambered supply pipes and one trap. Weight 80 lbs.

No. 3D-1408—Lavatory less trimmings.....\$8.40

No. 3D-1410—Lavatory with trimmings to wall.....21.30

No. 3D-1410 1/2—Lavatory with trimmings to floor.....21.75

No. 3D-251—An inexpensive one piece porcelain enameled Lavatory, furnished with or without trimmings, as desired. Guaranteed "A" grade and perfect in every way. 17x19 in. over all. The bowl is "D" pattern, 10x14 in., the back 6 in. high. Roll rim is shown. Fitted with two No. 9 Low Down Compression Bibbs and a 1 1/2-in. trap. Fittings to wall as desired.

No. 3D-251—Lavatory less trimmings.....\$6.50

No. 3D-253—Lavatory with trimmings to wall, 12.20

No. 3D-253 1/2—Lavatory with trimmings to floor.....12.80

No. 3D-1404—An inexpensive white porcelain enameled lavatory 19 1/2 in. on the side, with 6 in. back, "D" pattern bowl, 11x15 in. Furnished either with trimmings as shown or without trimmings. When furnished without trimmings, we send the lavatory with sanitary soap tray, cast into the top, waste plug and couplings, rubber stopper, chain stay, nickel plated strainer and wall hanger.

**THE TRIMMINGS** consist of two low down compression China indexed faucets, one marked Hot, the other marked Cold, two nickel plated supply pipes and one nickel plated trap. Weight, 80 lbs.

No. 3D-1404—Lavatory less trimmings.....\$8.40

No. 3D-1406—Lavatory with trimmings to wall, 14.55

No. 3D-1406 1/2—Lavatory with trimmings to floor.....15.40

No. 3D-255—Porcelain enameled one piece Apron Lavatory, furnished with or without trimmings as desired, with a "D" pattern bowl guaranteed "A" grade. The dimensions are 18x24 in. over all. Bowl, 11x15 in. Height of back, 12 in., 4 in. apron as shown. Fittings consist of two No. 9 Compression China Indexed Faucets, one marked Hot, the other Cold, a 1 1/2-in. trap and two nickel plated supply pipes.

No. 3D-255—Lavatory less trimmings.....\$11.90

No. 3D-257—Lavatory with trimmings to wall 24.30

No. 3D-257 1/2—Lavatory with trimmings to floor.....24.90

No. 3D-1412—The slab is 18x21 in., that is, the back is 21 in. wide and the lavatory extends 18 in. from the wall. Has 8 in. back, 10x14 in. bowl, with or without trimmings.

**THE TRIMMINGS** consist of the following: Two low down china indexed compression faucets, one marked Hot, the other marked Cold, two supply pipes and one trap. Weight, 80 lbs.

No. 3D-1412—Lavatory less trimmings.....\$8.40

No. 3D-1414—Lavatory with trimmings to wall, 16.40

No. 3D-1414 1/2—Lavatory with trimmings to floor.....16.95

Trimmings threaded for iron pipe, 25 cents extra.

# White Porcelain Enameled Lavatories

With  
Trimming's  
As Shown



3 D - 3 1 0 3

—A corner lavatory on porcelain enameled leg. The top is 20 in. on each side, has a back 8 in. high and a 5 in. apron. The bowl is "D" shaped and is 11x15 in. All supported on wall bangers and a porcelain enameled leg as shown. The appearance is like an expensive solid porcelain lavatory. Furnished with or without trimmings.

**THE TRIMMINGS** consist of two nickel plated china indexed compression faucets, one marked "Hot," the other marked "Cold." Two air chambered supply pipes, nickel plated, and one trap. Trimmings are always furnished to wall unless otherwise specified, but can be furnished to the floor.


No. 3D-3103—Lavatory, without trimmings to wall ..... \$19.60  
No. 3D-3105—Lavatory, with trimmings to wall ..... \$28.10  
No. 3D-3105½—Lavatory, with trimmings to floor ..... 28.55

3D-3111—A flat top square pedestal lavatory rich in appearance. The top or slab is 20x24 in. with a 5-in. apron. The bowl is "D" shaped and is 11x15 in. Height of lavatory is 30 in. When furnished without trimmings, we send nickel plated model waste. Furnished either with or without trimmings.

**THE TRIMMINGS** consist of two china indexed fuller basin cocks, with china handles. The top of one cock is marked "Hot," the other marked "Cold." We also furnish nickel plated model waste, nickel plated trap and nickel plated supply pipes. Trimmings always furnished to wall unless otherwise specified, but can be furnished to floor.

No. 3D-3111—Lavatory, less trimmings ..... \$19.35  
No. 3D-3113—Lavatory, with trimmings to wall ..... \$30.95  
No. 3D-3113½—Lavatory, with trimmings to floor ..... 31.65

Or  
Without Trimming's  
If So Desired



3D-3107

3 D - 3 1 0 1

—This Lavatory has a top 18x21 in., the width being 21 in. The extension from the wall is 18 in. The back is 8 in. high. The apron 5 in. wide. The bowl is "D" shaped and 10x14 in. Supported on wall brackets and on a porcelain enameled leg. The general appearance of this lavatory is very similar in every way to a solid porcelain lavatory, very rich in design. Furnished with or without trimmings.

**THE TRIMMINGS** consist of 2 low down china indexed compression faucets, one marked "Hot," the other "Cold." Two plain nickel plated supply pipes and one 1¼ in. plain trap. Trimmings are always furnished to wall unless otherwise specified but can be furnished to the floor.

No. 3D-3101—Lavatory, without trimmings ..... \$17.60  
No. 3D-3102—Lavatory, with trimmings to wall ..... \$23.85  
No. 3D-3102½—Lavatory, with trimmings to floor ..... 24.30

No. 3D-3107—A large plain Lavatory on porcelain enameled leg. The top or slab is 18x24 in. The back 10 in. high. The apron 5 in. wide. The bowl is "D" shaped, 11x15 in. All supported on wall brackets and a porcelain enameled leg.

**THE TRIMMINGS** consist of two nickel plated compression china indexed faucets, one marked "Hot," the other marked "Cold," two offset air chamber supply pipes, and one trap.  
No. 3D-3107—Lavatory, without trimmings ..... \$19.60  
No. 3D-3109—Lavatory, with trimmings to wall ..... \$29.95  
No. 3D-3109½—Lavatory, with trimmings to floor ..... 30.60

# Low Tank Closet Combinations



3D-202



3D-200



**3D-201** — A high grade closet combination which we offer at practically  $\frac{1}{2}$  the ordinary price.

**THE BOWL**, a graceful design white vitreous china bowl of the Syphon wash down type, has a highly glazed surface and can easily be kept clean.

**THE TANK** is a highly finished square wood tank of the most approved type. Full copper lined, and equipped with a ball valve which is operated by a push button. The action is positive.

**THE SEAT** and cover are made of well seasoned hardwood lumber highly finished, equipped with nickel plated offset hinges.

**3D-201**—Closet Combination, as described, with Syphon wash down bowl.

Shipping weight, 100 lbs. Each, ..... **\$21.10**  
**3D-202**—This is Our Leader and one of which we are truly proud. The cost of this Closet Combination, if purchased in the regular way, would be twice what we ask.

**THE TANK** is made of vitreous earthenware and is guaranteed to be perfect in every way. It has a double wave front as shown in the cut. Fitted with a china push lever which operates with a slight turn, causing a positive flush.

**THE BOWL** has either a Syphon Wash Down or a Syphon Jet action, as per prices quoted below.

**THE SEAT** is finished in Golden Oak or Mahogany with nickel plated offset hinges.

**3D-202**—Bavaria Closet Combination with Syphon Wash Down Bowl ..... **\$26.10**

**3D-204**—Bavaria Closet Combination with Syphon Jet Bowl as described ..... **\$30.60**  
 Roughs in  $13\frac{1}{2}$  inches.

**3D-203** — Our highest grade vitreous china low down closet combination. A better closet combination could not be bought, no matter what price you pay.

**THE BOWL** is made of clear vitreous china, the coloring perfect, the finish a clear glaze and is of the Syphon Jet action, assuring a perfect flush.

**THE TANK** is square vitreous china, massive in appearance, holds 8 gallons of water and is equipped with an elevated ball cock and reversible flush lever.

**THE SEAT** and cover are always furnished in mahogany finish unless otherwise specified.

**3D-203**—Vitreous China Closet combination as described above, with all nickel plated trimmings to floor, each ..... **\$32.40**

**3D-200**—This highly finished Closet Combination when sold in the regular way could not be bought for less than \$20.00.

**THE TANK** is made of quarter sawed Oak or Birch finished in Mahogany. Is dove-tailed and holds 7 gallons. Has a full copper lining. Fitted with a high ball Cock and a ball Valve.

**THE BOWL** is high grade Vitreous earthenware, highly polished and glazed. Is a Syphon Action Wash Down Bowl.

**THE SEAT** is made of Oak or Birch. Finished the same as the tank. Fitted with cast brass offset hinges.



**3D-200**—Closet Combination as described in either finish, with Syphon Wash Down Bowl ..... **\$21.75**

All closet combination furnished with all nickel plate trimmings to the floor.

Roughs in 13 inches.




# White Porcelain Enameled Sinks



3D-364

3D-1430



3D-1436

**3D-380** — The sink, drain board and back are all cast in one piece. The back is made for corner and can be furnished for either right or left hand side. The enamel is pure white, guaranteed to be perfect without chips or flaws of any kind. The sink is fitted with invisible wall brackets. In ordering also state whether the drain board is to be on the right or left hand side of the sink. The illustration shows the drain board on right hand side.

	Catalog No. 3D-380	3D-382	3D-384
Entire length, in. ....	41	48	52
Size of sink .....	20x26	20x28	20x28
Weight, lbs. ....	219	259	249
With trim, to wall.....	\$31.50	\$32.20	\$34.00
With trim, to floor.....	31.40	32.80	35.20

**3D-374**—This sink back and drain board are all cast in one piece with heavy roll rim. The sink is perfect. The enamel is pure white and guaranteed to be without flaw in any way. The price we quote on this sink will show you a saving of at least 30%, and we know that for every dollar invested in one of these sinks, you will add two dollars to the value of your home. You do not hesitate to pay twice this amount for some labor saving device in your business. Why not do as much for the housewife? Purchased either with or without trimmings.

	Catalog No. 3D-374	3D-376	3D-378
Entire length, in. ....	44	48	52
Size of sink .....	20x26	20x27	20x28
Weight, lbs. ....	160	180	200
Without trimmings .....	\$21.95	\$23.10	\$24.65
With trimmings to wall .....	27.15	28.15	29.75
With trimmings to floor.....	27.65	28.65	30.25

**3D-364**—An absolutely sanitary sink. No joints, cracks or crevices in which dirt can collect, as it is all cast in one piece. The sink and back have a heavy roll rim giving a massive appearance. Every sink is guaranteed to be absolutely perfect. The enameling is of pure white with glazed surface without chips or flaws of any kind. It is supported on concealed wall hangers. Sinks can be furnished complete with fittings as shown, that is, a pair of nickel plated Fuller faucets and a nickel trap to the wall or the floor. Unless otherwise ordered, we always furnish sink with trap to the wall.

	Catalog No. 3D-364	3D-366	3D-368	3D-370	3D-372
Size, inches .....	18x24	18x30	20x24	20x30	20x36
Shipping weight, lbs. ....	105	115	115	125	135
Price, no trimmings .....	\$9.60	\$11.70	\$12.20	\$12.65	\$14.50
Price with trimmings to wall .....	14.70	16.80	17.30	17.75	19.60
Price with trimmings to floor .....	15.20	17.30	17.80	18.25	20.10

**3D-1430**—White porcelain enamel, one piece roll rim corner sink. Roll rim is 2 1/4 in. deep, back 12 in. high.

Illustration shows the sink with Left Hand end piece. We can furnish it with Right Hand end piece if so desired. Kindly state which when ordering.


The trimmings consist of two nickel plated Fuller bibbs, with flanges, and one 1 1/2 in. "T" trap. Complete ready to put up. Furnished with or without trimmings.

	Catalog No. 3D-1430	3D-1432	3D-1434
Size, in. ....	20x24	20x30	20x36
Weight, lbs. ....	159	169	189
Price, less trim.....	\$15.26	\$16.95	\$19.25
Price with trim, to wall.....	20.45	21.95	24.45
Price with trim, to floor.....	20.95	22.65	25.00

**3D-1436**—Porcelain enameled interchangeable Drain Board. Can be used either with roll or flat rim sinks. These boards are interchangeable, that is, they can be used on either end of the sink.

The use of these drain boards is not confined to the sinks, which we sell only, but may be used with any sink which you may have. The 18 in. drain boards are for use with sinks which are 18 in. wide, and the 20 in. drain boards, for 20 in. sinks. Each drain board furnished with a bronzed iron bracket.

3D-1436—18x20 in. Weight, 30 lbs. Each.....	\$4.85
3D-1438—20x20 in. Weight, 40 lbs. Each.....	5.05
3D-1440—18x24 in. Weight, 50 lbs. Each.....	5.25
3D-1442—20x24 in. Weight, 60 lbs. Each.....	5.60



4-inch Apron

## ONE PIECE PORCELAIN ENAMELED SINK

**PORCELAIN ENAMELED SINK** with apron. Back and Drain Board all in one piece. Supported on adjustable painted legs and concealed wall brackets. Nickel plated improved strainer, two  $\frac{3}{4}$ -inch Fuller Flange Bibbs with China Index Handles and  $1\frac{1}{2}$ -inch "P" Trap are furnished at prices quoted. Furnished in three sizes. State whether right or left hand drain board is shown.

Catalog No.	3D-365	3D367	3D-369
Entire Length, in.	44	48	52
Size of Sink	20x26	20x26	20x28
Price as shown	\$33.70	\$41.10	\$44.40
Price with trap to floor	34.40	41.80	45.10



4-inch Apron

## PORCELAIN ENAMELED APRON SINK

**PORCELAIN ENAMELED SINK** with apron. Back and Drain Board and End Piece, all in one piece. Supported on adjustable painted legs and concealed wall brackets. Furnished with nickel plated improved strainer,  $\frac{3}{4}$ -inch Fuller Flanged Bibbs with China Index Handles and  $1\frac{1}{2}$ -inch "P" Trap. Furnished in three sizes with either right or left hand drain board.

Catalog No.	3D-375	3D-377	3D-379
Entire Length, in.	44	48	52
Size of Sink	20x26	20x26	20x28
Price as shown	\$37.75	\$44.15	\$48.30
Price with trap to floor	38.45	44.85	49.00



4-inch Apron

## DOUBLE DRAIN BOARD ONE PIECE SINK

**PORCELAIN ENAMELED ROLL RIM SINK** with apron. Back and two drain boards, all cast in one piece. Supported on adjustable painted legs and concealed wall brackets. Fittings consist of Nickel plated Improved Strainer,  $\frac{3}{4}$ -inch Compression Flange Bibbs with China Indexed Handle and  $1\frac{1}{2}$ -inch "P" Trap. Made in one size only.

No. 3D-385—Entire length, 62 in.	
Sink 20x26 inches. Each.....	\$49.50
No. 3D-387—Same as above but with roll rim instead of 4-in. apron. Each.....	38.80
Extra for trap to floor, 60 cents	



**PORCELAIN ENAMELED ROLL RIM ONE PIECE SINK** with apron, back, drain board, and end piece, all made in one piece, supported on adjustable painted legs. You will note this sink is very similar to sink No. 3A-375, the difference being that the end piece is on the drain board and not on the sink, this giving an opportunity to have the sink occupy the corner but still be far enough from the wall for convenience. Furnished with or without trimmings. Weight, 270 lbs.

Catalog No.	3D-1420	3D-1422	3D-1424
Entire length, in.	44	48	52
Size of sink, in.	20x26	20x26	20x28
Price, less trim.	\$31.80	\$37.10	\$42.40
Price with trim.	37.80	43.05	48.85

Extra for trap to floor, 60 cents

With connections threaded for iron pipe, 25c extra.

If without adjustable legs deduct \$1.00 from above prices.

# CAST IRON PORCELAIN ENAMELED WARE

## CAST IRON PAINTED AND ENAMELED KITCHEN SINKS

**FLAT RIM WHITE ENAMELED SINKS.**—We do not claim to have the cheapest white enameled sink in the country, but we do claim that we carry as good a sink as can be bought, no matter what the price. The sink being of cast iron, will never wear out. They are thoroughly inspected before being painted, thus a flaw in the casting would be readily discovered. Then they are given several coats of pure white, and then coated on inside and over the rim with pure white porcelain enamel, thoroughly baked on, giving the finished product a beautiful glazed surface.


Every sink is fitted with a nickel plated strainer and iron sink collar and sink bolts. Collar can also be fitted for 1 1/4 or 1 1/2 in. iron pipe at an additional cost of 25 cents. Faucets and traps not included.

Catalog No.	Size of Sink	Price, Painted	Price, Enameled
3D-350	18x24	\$2.17	\$4.90
3D-352	18x30	2.65	4.90
3D-354	18x36	3.25	7.10
3D-356	20x24	2.45	5.00
3D-358	20x30	3.00	5.70
3D-360	20x36	3.70	7.85
3D-362	26x40	4.00	10.50

1/2 in. N. P. Fuller Flanged Faucets, each ..... \$1.35  
 1 1/4 in. Long Lead "S" Trap with Iron pipe thread on outlet end, each ..... 2.50



## ONE PIECE SINK WITH BACK ON SIDE AND END OF DRAIN BOARD



Porcelain enameled Roll Rim Sink Drain Board. Back and end piece all cast in one piece, supported on concealed wall hangers, with nickel plated improved strainer with trimmings.

TRIMMINGS consist of two fuller flanged bibbs and 1 1/2 in. "P" trap, furnished in three sizes with right or left hand drain board.

Catalog No.	3D-3121	3D-3123	3D-3125
Entire length	44 in.	48 in.	52 in.
Size of sink	20x26 in.	20x28 in.	20x28 in.
Price with trimmings	\$31.10	\$32.20	\$35.30

Extra for trap to floor, 60c.

## CAST IRON PORCELAIN ENAMELED CLOSET TANK



Low down closet combination, with cast iron white porcelain enameled tank and solid vitreous china bowl.

**THE BOWL** is perfect in color and workmanship, either Syphon wash down or Syphon Jet as per price given.


**THE TANK** is square cornered with a bevel cover made of cast iron, which is heavily coated with white porcelain enamel.

**THE SEAT AND COVER** are always finished mahogany finish unless otherwise specified, but can be finished golden Oak, if so desired.

No. 3D-3131—Closet combination with wash down bowl ..... \$26.30

No. 3D-3133—Closet combination with Syphon Jet bowl ..... \$30.85

## CAST IRON PORCELAIN ENAMELED LAUNDRY TUBS



Porcelain enameled cast iron, one piece, roll rim double laundry tubs, on iron standard, fitted with polished nickel plated soap cups, wood wringer holder, brass waste plug with 1 1/4 in. two branch waste pipe, and 1 3/4 in. trap. Size of trays, 53 in. long and 26 in. wide over all. Inside depth, 14 1/4 in.; height of back, 8 in. Floor to top of rim, 34 in.; with faucets as shown.

No. 3D-3135—Double Laundry Tub, as shown ..... \$68.25

# LAUNDRY TUBS AND COMBINATIONS

Our laundry tubs are made of a combination of crushed granite and Portland cement, mixed in such proportions as to make them smooth and at the same time absolutely proof against wear. They are bound with zinc around the outer edges and are furnished complete with legs and we can furnish traps and faucets for them at prices as quoted at the bottom of this page.


The tubs have rounded corners, therefore easy to keep clean and being moulded in one piece, are much stronger than tubs made of stone. As noted below, we can furnish these made either with or without high backs.



## ONE COMPARTMENT LAUNDRY TUBS

Without high back.  
Price does not include faucets.

	Length	Width	Depth	Weight	Price
3D-220	25 in.	24 in.	16 in.	200 lbs.	\$6.05
3D-221	27 in.	24 in.	16 in.	225 lbs.	6.62
3D-222	31 in.	24 in.	16 in.	250 lbs.	7.95



## TWO COMPARTMENT LAUNDRY TUBS

With high back as shown. Two Compartment Laundry Tubs with 6 inch high back.

	Length	Width	Depth	Weight	Price
3D-223	48 in.	24 in.	16 in.	450 lbs.	\$11.90
3D-224	54 in.	24 in.	16 in.	500 lbs.	13.85
3D-225	60 in.	24 in.	16 in.	550 lbs.	15.10

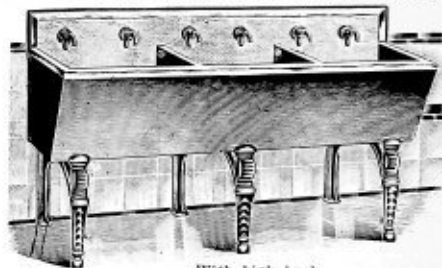
## TWO COMPARTMENT LAUNDRY TUBS



Without high back.

	Compartment	Lgt.	Width	Dpth.	Wt.	Price
3D-216	2	48	24	16	400	\$8.85
3D-218	2	54	24	16	450	9.95
3D-219	2	60	24	16	475	10.25

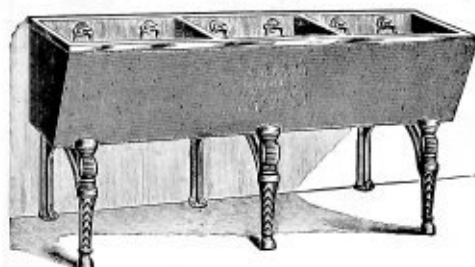
## THREE COMPARTMENT LAUNDRY TUBS



With high back.

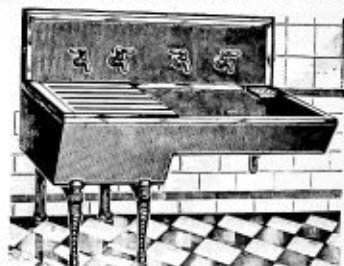
	Length	Width	Depth	Weight	Price
3D-229	72 in.	24 in.	16 in.	700 lbs.	\$18.25
3D-230	80 in.	24 in.	16 in.	775 lbs.	20.50
3D-231	90 in.	24 in.	16 in.	860 lbs.	22.35

## THREE COMPARTMENT LAUNDRY TUBS



	Length	Width	Depth	Weight	Price
3D-226	72 in.	24 in.	16 in.	625 lbs.	\$13.60
3D-227	80 in.	24 in.	16 in.	675 lbs.	15.10
3D-228	90 in.	24 in.	16 in.	725 lbs.	15.95

## COMBINATION SINK AND LAUNDRY TUB



Drain Board as Shown	Catalog No.	Total length, in.	Total width, in.	Depth tub, in.	Depth Sink, in.	Weight, pounds.	Price, each
	3D-206	48	54	60	24	60	
	3D-208	54	60	24	16	8	
Extra		400	450	500			
		\$15.50	\$16.90	\$19.45			

## PRICES FOR TRAPS AND FAUCETS FOR TUBS LISTED ABOVE

1 1/2 in. Lead S trap for lead pipe	\$1.10
1 1/2 in. Lead S trap for iron pipe	1.85
3/4 in. Flanged Puller Bibbs, finished brass	.95



# RANGE BOILERS AND WATER HEATERS




## STANDARD AND EXTRA HEAVY RANGE BOILERS

Are tested to 200 pounds pressure, and guaranteed to stand 85 pounds pressure. Range boilers can only be used in homes where there is a constant water pressure, and therefore, must be used in connection with city water works system or air pressure water system. Extra heavy range boilers tested to 250 pounds pressure, and guaranteed to stand a working pressure of 150 pounds. All range boilers quoted complete with stand inside tube and brass coupling.

Catalog No.	Capacity	Price Standard	Price Ex. Heavy
3D-1122	30 Gal.	\$13.50	\$21.50
3D-1124	40 Gal.	21.75	26.50
3D-1126	52 Gal.	29.95	33.60

With iron pipe connections, 30c extra.

## DOUBLE COPPER COIL. CAST JACKET.



Sampson's double copper coil heater is designed to meet the most exacting requirements.

The whirling burner forces its intense heat directly into the coils.

The especially designed baffle plate distributes the heat evenly to all parts of the coil.

The gravity hinged door is half the jacket—prevents explosions and insures safety. Gravity hinged door makes inside of heater easily accessible. Nothing to wear or burn out in the heater.

Gives splendid service and satisfaction when used in connection with a 30 gallon range boiler.

Nothing but the best seamless copper tubing used, and there is a free and unobstructed waterway.

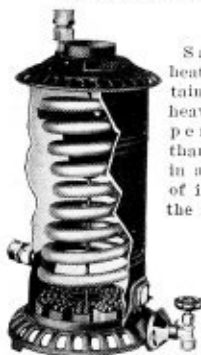
State whether to be used for natural or artificial gas.

Shipping weight, 42 pounds.

3D-1171—As described ..... \$9.30

## "SAMPSON" WATER HEATERS

### SINGLE COPPER COIL. RUSSIA JACKET.



Sampson heaters contain more and heavier copper tubing than is found in any heater of its size on the market.

The coil is of the hour glass type, furnished with suitable deflector, insuring exposure of all the heating surface to the hot gases.

The jacket is asbestos lined, insuring greatest efficiency.


To be used in connection with a 30 gallon range boiler, and it is suitable for the average household.

State whether to be used for natural or artificial gas.

Shipping weight, 22 pounds.

3D-1173—As described...\$5.40

### SINGLE COPPER COIL. CAST JACKET.



Same as heater 3D-1173 with the exception that it has a cast iron jacket. For compactness and neatness of design and simplicity, this heater is superior to any copper coil heater made.

The castings are fire-branded and the heater is of the very latest design.

The burner is very powerful and efficient, and very economical.

The heater will give sufficient amount of water for dishes in five minutes, and enough water for a bath in about ten minutes.

State whether to be used for natural or artificial gas.

Shipping weight, 30 pounds.

3D-1175—As described.....\$6.25

## THE SAMPSON REGULATOR

### Makes Any Water Heater Automatic



It makes any water heater as satisfactory as the most expensive automatic systems.

It attaches directly to your water tank. It keeps the water hot, just at the temperature you indicate on the dial, 24 hours a day. It watches that water heater of yours like an eagle—the instant the water in the tank cools, or the supply is turned on, it turns on the gas supply and puts the heater to work.

Nothing to get out of order. Easily installed. Does same work as an automatic heater at fraction of cost. Absolutely eliminates all danger of tank overheating and bursting.

Tank connections, 1 inch; Gas connections, 3/8 inch or 1/2 inch. Makes any heater automatic.



3B-1177—Sampson Water Heater ..... \$7.00

# PEERLESS SANITARY INDOOR CLOSET


PRICE **\$ 14.<sup>35</sup>** With 8 ft. of pipe, elbow, wall collar, toilet paper, paper holder and one gallon of chemical.

**Comfort, convenience and health.** For buildings without plumbing—homes, cottages, schools, factories, etc.—the Peerless Indoor Closet is a boon—a constant convenience. It's a comfort for all the family, an absolute necessity for invalids and old people.

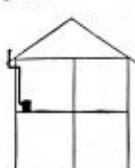
Anyone can set it up in 15 minutes. There's nothing displeasing about it. It is handsome in appearance and, remember, **absolutely odorless.** Health Boards everywhere recommend this type of closet where there are no sewer connections. Ask your physician. Thousands of these closets are in successful use. Sold under an ironclad guarantee, we never had one returned to us.

**How it works.** Two gallons of water are placed in the inner container with a pint of chemical. When used, the closet is **Absolutely Odorless.** The vent pipe insures pure air. The chemical kills germs, making the closet sanitary in every way. The contents are emptied, say once a month, and may be disposed of anywhere—they are harmless.

**The Chemical.** This is an important feature. A gallon of chemical will last a family of three for 8 months. Be sure to use Peerless Chemical—we guarantee the success of the closet with this chemical, which is sold to our customers at actual cost, \$1.75 per gallon.



**Plan A**—Run the vent pipe directly into a chimney or a stove pipe, the former preferred.



**Plan B**—Run the vent pipe outdoors through the wall or a window, leading it above roof-line.



**Plan C**—Run vent pipe through ceiling and then into chimney or into a stove pipe.



**Plan D**—Run vent pipe through ceiling and then up through roof as shown here.

Eliminate the outdoor privy—it's a cold, inconvenient place in winter, a hot, ill-smelling nuisance in summer and a menace to health the year round. Install, right in your house, a modern, sanitary, indoor chemical closet, recommended by Physicians and Health Officers.

The Peerless Indoor Closet is made of metal throughout. All parts in view are heavily enameled. It will last a lifetime. In setting up, place the fixture in a hall, a spare bedroom, a clothes closet—anywhere. Simply make sure that the vent pipe is arranged to provide good draft. Use any of the four plans shown at the left. Complete diagrams and instructions sent with each closet.

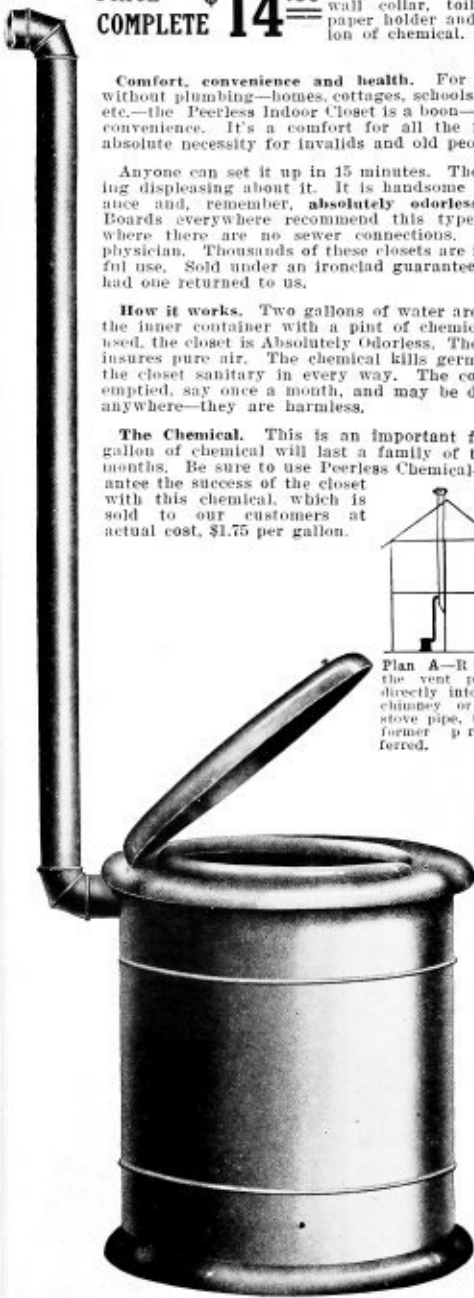
No. 3C-402—"Peerless" Closet, as described with one gallon of chemical, which will last the average family about eight months ..... **\$14.35**

No. 3B-404—3-inch Pipe, per foot ..... \$0.10

No. 3B-406—3-inch Elbows, each ..... .35


No. 3B-408—Flue Stopper with 3-inch collar ..... .35

No. 3B-410—Peerless Chemical, per gal. .... 1.75





# ALADDIN WATER SYSTEM



**THIS OUTFIT** will furnish a supply of fresh aerated water for any residence from a well, cistern, spring or other source where the water level does not exceed 25 vertical feet below the base of the pump. This form of water storage, aside from the fact that it is the most convenient is the most sanitary as any stored water should be subjected to some form of aeration. The most simple method of aeration is represented in these systems as the process is being carried on continuously. The air connection from the pump enters the tank in our pump and the water is thoroughly purified by the air, bubbling through it to the top of the tank.

**TANK**—The Tanks are double riveted throughout, every rivet called before the tanks are tested. And out of the hundreds of these outfits which we have sold under a binding guarantee of "satisfaction or money refunded" we have never had one complaint.

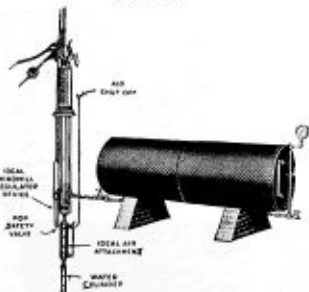
**PUMP**—The pump furnished with our outfits is a double pneumatic pump with a brass-lined cylinder and automatic air supply device—the most satisfactory air pump furnished with an outfit of this kind.

**ACCESSORIES**—With each outfit we furnish a pressure gauge, an air gauge, a gate valve, a check valve, stop and waste cock, a hose faucet and the necessary pipe and pipe fittings to connect the system as shown in the above illustration. Each outfit priced herewith contains tank, pump and accessories as described above.

Furnished with tank tapped for vertical or horizontal setting at same price.

	145-GALLON OUTFIT	
3E-450—Tank, 24 inches in diameter by 6 feet long. Capacity, 145 gallons and outfit as described above. Weight, 475 pounds. Complete.....		<b>\$96.00</b>
Price complete with tank galvanized inside and out.....		<b>\$125.00</b>
3E-451—Tank, 30 inches in diameter by 5 feet long. Capacity, 180 gallons and outfit as described above. Weight, 575 pounds. Complete.....		<b>\$108.00</b>
Price complete with tank galvanized inside and out.....		<b>\$132.00</b>
3E-452—Tank, 30 inches in diameter by 6 feet long. Capacity, 220 gallons and outfit as described above. Weight, 650 pounds. Complete.....		<b>\$113.00</b>
Price complete with tank galvanized inside and out.....		<b>\$149.50</b>
3E-453—Tank, 36 inches in diameter by 5 feet long. Capacity, 265 gallons and outfit as described above. Weight, 750 pounds. Complete.....		<b>\$133.00</b>
Price complete with tank galvanized inside and out.....		<b>\$176.00</b>
3E-455—Tank, 36 inches in diameter by 6 feet long. Capacity, 315 gallons and outfit as described above. Weight, 825 pounds. Complete.....		<b>\$143.75</b>
Price complete with tank galvanized inside and out.....		<b>\$187.50</b>
3E-457—Tank, 42 inches in diameter by 6 feet long. Capacity, 430 gallons and outfit as described above. Weight, 1000 pounds. Complete.....		<b>\$195.00</b>
Price complete with tank galvanized inside and out.....		<b>\$250.50</b>

## DEEP WELL WATER SUPPLY SYSTEM



## ALADDIN PUMP JACK

The Aladdin Pump Jack is single geared 4 to 1, is adjustable to three lengths of stroke, 5-inch, 7½-inch and 10-inch. The gullet is 13 inches in diameter, has a 2 inch face. Weight, 80 pounds. Will work with either a vertical or horizontal pump.

3D-461—Aladdin Pump Jack, **\$4.75**  
Price, each .....

## ALADDIN POWER PUMP



Large air pressure outfits can be furnished for use in summer hotels and for large farms, etc., using this pump and large tanks. Prices on such outfits will be quoted upon request. This pump is used in connection with a Gasoline Engine from 1 to 2 H. P. being required.



On account of the very unsettled condition of the market we find it impossible to quote on this outfit at this time, but will gladly send you quotations upon request.

# GALVANIZED EAVE TROUGHS AND FITTINGS


## GALVANIZED EAVE TROUGH SLIP JOINT



Slip Joint Eave Troughs can be put together without soldering. Made of the best grade of Galvanized iron and has a slip joint in one end of each 10 ft. lengths. We do not cut lengths. State whether right or left hand is required.

2D-500—Right Hand.	2D-502—Left Hand.
Size—Inches.....	3 1/2 4 5 6
Weight, Per length, lbs.	4 1/2 5 6 7
Price, per 10-ft. length.....	58c 67c 74c 84c

## CORRUGATED CONDUCTOR PIPES (Galvanized)



Corrugated to prevent bursting if frozen full of water. Made of standard gauge Galvanized iron. Use 2 inch with 3 1/2 or 4-inch eave trough, 3 inch for 5 inch trough and 4 inch for 6 inch trough.

2D-504 Size—Inches	2	3	4
Weight, 10-ft. length, lbs	6	7 1/2	10
Price, per 10-ft. length.....	66c	75c	90c

## DROP OUTLETS



A drop outlet is a piece of eave trough about 6 inches long, with an end let soldered into one end, with an outlet not included with drop outlets. End Caps not included with drop outlets.

No. 2D-506—Drop outlet only.	
3 1/2 in. with 2 in. drop outlet.....	18c
4 in. with 2 in. drop outlet.....	19c
5 in. with 3 in. drop outlet.....	21c
6 in. with 4 in. drop outlet.....	22c
2D-508—End caps only.	
Size, 3 1/2 inches, each.....	10c
Size, 4 inches, each.....	11c
Size, 5 inches, each.....	12c
Size, 6 inches, each.....	14c

## EAVE TROUGH CORNERS



Always state whether the corner is to have inside or outside bend, and whether right or left hand. Made of the best standard gauge Galvanized iron.

2D-510—Inside bend.	2D-512—Outside bend.
Size, inches.....	3 1/2 4 5 6
Each.....	19c 20c 21c 23c

## GALVANIZED ELBOWS



No. 1 No. 2 No. 3  
Made of Galvanized Iron. When ordering, state whether angle No. 1, 2 or 3 is wanted.

2D-518	2D-519	2D-520
Size, inches.....	2	3 4
Price, each.....	18c	20c 45c

## WIRE EAVE TROUGH HANGERS



Made of heavy Galvanized Wire, strong and durable. Weight, about 3 lbs. to the dozen.

2D-514	2D-515	2D-516	2D-517
Size, inches.....	3 1/2	4 5 6	
Price, per doz.....	30c	21c 23c 24c	

## RAIN WATER CUT-OFF

For corrugated conductor pipe. Fitted with safety spring so that you can turn the water from one pipe to the other.




2D-520	Size, inches	Weight	Each
	2 in.	8 oz.	33c
	3 in.	12 oz.	37c
	4 in.	1 1/4 lbs.	46c

## CONDUCTOR HOOKS

For fastening Conductor pipe to house. Malleable iron.

2D-516	Size	Per doz.
	2 in.	39c
	3 in.	50c
	4 in.	53c

## GALVANIZED RIDGE ROLL



Galvanized Waterproof Cap for ridge of roof. Can be used with any metal or wood roof. Furnished in 10 ft. lengths only.

2D-522	Roll	Apron	Girth	Per 10 ft. Length
	1 1/2 in.	2 in.	8 in.	47c
	2 in.	3 in.	10 in.	58c
	3 in.	3 1/2 in.	14 in.	70c

## CORRUGATED RIDGE ROLL (Galvanized)



Made to fit over Corrugated roofing, sold in 10 ft. lengths only.

2D-528—For 1 1/2 Corrugated Roofing.	2D-530—For 2 1/2 Corrugated Roofing.
2-inch roll, 12-inch girth.	per length.....
	96c

## GALVANIZED ROOF CRESTING



Galvanized Roof Cresting. The apron is single thickness, 28 gauge Galvanized iron. The cresting is double thickness. Sold in 5 and 10 ft. lengths.

2D-524—8 inch, per foot.....	13c
2D-526—10 inch, per foot.....	16c

## PAINTED VALLEY TIN

Made of I. C. Roofing 1 1/2 in. painted on one side. In a continuous roll, with joints locked and soldered.

Sold in rolls of 50 ft. or in cut lengths.



2D-536	Width	Weight	Per Roll	Per Ft.
	14 in.	30 lbs.	\$2.75	7c
	20 in.	40 lbs.	3.20	8c
	28 in.	60 lbs.	3.75	13c

## GALVANIZED VALLEY

Made of 28-gauge Galvanized iron. Sold in full rolls of 25 ft. or 50 ft. only.

2D-538—25-ft. Roll, weight,	29 lbs., per roll.....	\$2.25
2D-540—50-ft. Roll, weight,	40 lbs., per roll.....	4.50

## BLOCK FINIALS

Used in connection with ridge roll or cresting. Height 10 1/2 in.



2D-542	Price, Each
	38c

## HIP SHINGLES



More durable than tin shingles, more ornamental than wood.

2D-544—Painted, per 100.....	\$3.20
2D-546—Galvanized, per 100.....	2.70



## TIN SHINGLES.

Made of I. C. Roofing Tin.

2D-532	5x7 in.	Each 2c
	Per 100,	\$1.90
2D-534	7x10 in.	Each 3 1/2c
	Per 100,	\$1.50

**\$56<sup>00</sup> =** For this **Aladdin Boiler**

## A HEATING PLANT FOR ANY HOME



**FOR HOT WATER HEATING**

**HOT WATER BOILERS.** The hot water boilers, as shown and described on this page, are made in the same way and are very similar in every respect to the steam boilers shown on the following page. The process under which these boilers work is absolute, **material and workmanship perfect**, and if figured correctly, one of the boilers will heat any home and do so economically and to your entire satisfaction. The hot water boilers are sold without trimmings, as shown on this page. All that is necessary, however, to complete the boiler is a water gauge and the hot water thermometer.

**SEND US A DIAGRAM OF YOUR HOME.** You may use the blanks provided for this purpose by us, or you can draw a sketch of your home, designating every opening, windows, doors, arches, etc., give exposed surface, and in fact all possible information. At the same time tell us the height of your ceilings and mark each room as to what it is, living room, dining room or bedroom. We will figure just how much radiation you need, how large a boiler you need, and we will give you a **net delivered price on a complete plant with all pipes read-cut to install.**

Bear in mind that we are not offering you sufficient material to put in your own plant, but sell you the material read-cut and guaranteed to install the furnace to your entire satisfaction.

**THE GRATES AND ASH PIT.** The ash pit is extra deep and fitted with an **anti-clinker triangular grate** as per the illustration; these grates being so made as to allow any one grate bar to be removed through the ash pit door without interfering in the least with the other grate bars. This arrangement has been found very convenient in case of grate bars burning out in extremely cold weather. This will not occur with this boiler, only in case of extreme carelessness in allowing clinkers to accumulate in the ash pit or ashes to bank up under the grates.

**FIRE POT** is so constructed as to give the very best results with the smallest amount of fuel.

Catalog Number	Rating. Water	Height. Outlet	Size Tappings	Water Line	Smoke Pipe	Shipping Weight	Price
3D-770	525 ft.	43 in.	2-2½ in.	38 in.	7 in.	500 lbs.	\$56.00
3D-771	600 ft.	48 in.	2-2½ in.	43 in.	7 in.	535 lbs.	60.00
3D-772	625 ft.	53 in.	2-2½ in.	48 in.	7 in.	550 lbs.	68.75
3D-773	675 ft.	45 in.	2-2½ in.	40 in.	7 in.	600 lbs.	73.50
3D-774	750 ft.	50 in.	2-3 in.	45 in.	7 in.	800 lbs.	75.00
3D-775	825 ft.	55 in.	2-3 in.	49 in.	7 in.	900 lbs.	76.50
3D-776	900 ft.	50 in.	2-3 in.	47 in.	9 in.	1040 lbs.	80.00
3D-777	1075 ft.	56 in.	2-3 in.	53 in.	9 in.	1100 lbs.	93.50
3D-778	1175 ft.	62 in.	2-3 in.	59 in.	9 in.	1200 lbs.	99.25
3D-779	2000 ft.	58 in.	2-3 in.	54 in.	9 in.	1400 lbs.	149.50



# \$60<sup>00</sup> for this Aladdin Steam Boiler

**SEND US A  
DIAGRAM OF  
YOUR HOME**

**THE BEST HEATING PLANT TO BUY.** In considering the best method of heating a home, so many things can be said in favor of steam, hot water or warm air, that it is almost impossible to say which is the best.

A great deal depends on the character of the building, climatic conditions and the uses to which it is put. We have endeavored to make our line so complete that we can satisfy anyone, no matter what system they prefer. We know that each heating plant which we show is as good as can be bought for the purpose for which it is intended. It is not our intention to tell you what heating plant you should use, but we will name you a price on any kind of a heating plant complete ready-cut to install and will guarantee the plant to heat your home to your entire satisfaction.



**BURNS ANY KIND OF FUEL.** Our "Aladdin" will burn either hard coal, soft coal, coke or wood and give entire satisfaction with any of these. We know that it is the most satisfactory soft coal burner ever put on the market. The reason for this is the large combustion space over the fire, for the mixing of gases, thus insuring a free burning, economical boiler. The fire pot is entirely surrounded by water, thus utilizing all radiating surface.

**STEAM BOILERS.** Our steam boilers as shown and described by us on the preceding page, are the best, most practical boilers that we know of, and when we offer them to you, we do so with the full confidence that they will maintain the high standard of quality which we have always maintained in our "Aladdin" Ready-cut Houses.

Steam boilers are furnished complete with all trimmings as shown on the preceding page, and the prices as quoted, include all of these trimmings. We wish to impress upon your mind that these boilers, as well as every other item shown in

this catalog, are covered by our binding guarantee and you need feel no hesitancy whatever in ordering any item shown, as we are ready at all times to refund money or replace defective or unsatisfactory items.

**TO THE OWNERS OF "ALADDIN" HOMES:** We, having designed and put your home in every detail, know that we are in better position to furnish a heating plant which will heat that home to your entire satisfaction, than some one who knows nothing of the detail. Don't fail to get our figures before buying a heating plant.



Catalog Number	Rating Steam	Height	Outlet	Size Tapping	Water Line	Smoke Pipe	Shipping Weight	Price
3A-750	275 ft.	43 in.	2-2½ in.	38 in.	7 in.	7 in.	560 lbs.	\$60.00
3A-751	325 ft.	48 in.	2-2½ in.	43 in.	7 in.	7 in.	630 lbs.	66.75
3A-752	400 ft.	53 in.	2-2½ in.	48 in.	7 in.	7 in.	675 lbs.	73.35
3A-753	450 ft.	45 in.	2-3 in.	40 in.	7 in.	7 in.	800 lbs.	74.75
3A-754	500 ft.	50 in.	2-3 in.	45 in.	7 in.	7 in.	825 lbs.	79.75
3A-755	550 ft.	55 in.	2-3 in.	50 in.	7 in.	7 in.	970 lbs.	84.75
3A-756	700 ft.	50 in.	2-3 in.	43 in.	9 in.	9 in.	1100 lbs.	108.00
3A-757	875 ft.	56 in.	2-3½ in.	49 in.	9 in.	9 in.	1200 lbs.	130.50
3A-758	1000 ft.	62 in.	2-3½ in.	55 in.	9 in.	9 in.	1300 lbs.	144.00
3A-759	1200 ft.	58 in.	2-4 in.	52 in.	9 in.	9 in.	1400 lbs.	160.00



# RADIATORS

FOR STEAM AND HOT WATER





## ALADDIN LAUNDRY STOVE AND HOT WATER HEATER



An efficient combination Laundry Stove and Water Heater; has a hearth feed door, corrugated fire pot and a cast iron deflector plate which throws the heat to the front and top of the heater. The smoke collar has a damper. The top plate is oval with roll rim; has two holes with covers and will accommodate a wash boiler or six flatirons. Twenty-one and a quarter inches high, grate 9 inches, top 16 inches wide, 25 1/2 inches long, smoke pipe 6 inches, capacity 60 gallons, one inch flow and one inch return tappings.

No. 3D-801—As described..... **\$13.75**



Net prices for 2 column radiation.

No. 3D-800	Height, inches	45	38	32	20
Steam Radiation, per ft.	.....	41c	41c	44c	52c
Water Radiation, per ft.	.....	42c	42c	45c	53c

Heating surface per square foot, 2 column:


No. of Sections	length of Radiator	45 in. high 5 sq. feet per section	38 in. high 4 sq. feet per section	32 in. high 3 1-2 sq. ft. per section	20 in. high 2 sq. ft. per section
2	5	10	8	8 1/2	4
3	7 1/2	15	12	10	6
4	10	20	16	13 1/2	8
5	12 1/2	25	20	16 3/4	10
6	15	30	24	20	12
7	17 1/2	35	28	23 1/4	14
8	20	40	32	26 1/2	16
9	22 1/2	45	36	30	18
10	25	50	40	33 1/4	20
11	27 1/2	55	44	36 1/2	22
12	30	60	48	40	24
13	32 1/2	65	52	43 1/4	26
14	35	70	56	46 1/2	28
15	37 1/2	75	60	50	30
16	40	80	64	53 1/4	32
17	42 1/2	85	68	56 1/2	34
18	45	90	72	60	36
19	47 1/2	95	76	63 1/2	38
20	50	100	80	66 1/2	40

Net prices for 3 column radiation.

No. 3D-802	Height, inches	45	38	32	20
Steam Radiation, per ft.	.....	38c	38c	42c	50c
Water Radiation, per ft.	.....	39c	39c	43c	51c

Heating surface per square foot, 3 column:

No. of Sections	length of Radiator	45 in. high 6 sq. feet per section	38 in. high 5 sq. feet per section	32 in. high 4 1-2 sq. ft. per section	20 in. high 2 1-4 sq. ft. per section
2	5	12	10	9	5 1/2
3	7 1/2	18	15	13 1/2	8 1/4
4	10	24	20	18	11
5	12 1/2	30	25	22 1/2	13 3/4
6	15	36	30	27	16 1/2
7	17 1/2	42	35	31 1/2	19 1/4
8	20	48	40	36	22
9	22 1/2	54	45	40 1/2	24 3/4
10	25	60	50	45	27 1/2
11	27 1/2	66	55	49 1/2	30 3/4
12	30	72	60	54	33
13	32 1/2	78	65	58 1/2	35 3/4
14	35	84	70	63	38 1/2
15	37 1/2	90	75	67 1/2	41 1/4
16	40	96	80	72	44
17	42 1/2	102	85	76 1/2	46 3/4
18	45	108	90	81	49 1/2
19	47 1/2	114	95	85 1/2	52 1/4
20	50	120	100	90	55



### WALL RADIATORS

The Radiators are made in two sizes, 9 ft. sections and 7 ft. sections, for steam or water. The 9 ft. sections are 27 inches long, 14 1/2 inches wide, the 7 ft. sections are 23 inches long, 14 1/2 inches wide, 3 1/2 inches thick.

No. 3D-804—Wall Radiator for water per ft.	.....	<b>43c</b>
No. 3D-806—Wall Radiator for Steam, per ft.	.....	<b>44c</b>



### WINDOW RADIATORS

This pattern of radiator conforms to our line of standard height radiators, is plain and easily kept clean.

No. 3D-805—6 column Steam Radiators.  
No. 3D-807—6 column Water Radiators.

20 inches high, per foot	.....	55c
17 inches high, per foot	.....	60c
14 inches high, per foot	.....	65c

# Aladdin Furnace

Pipeless **\$65<sup>00</sup>** Pipeless



Showing the "Aladdin" installed in our house, the "Yale."

## **COSTS LESS THAN A BASE BURNER**

In our "Aladdin" pipeless furnace, we are offering the very latest departure in warm air heating. The principle is positive. Cold air is taken through three 8x10 inch registers, placed in the base of the jacket which goes around the furnace proper. The heat is forced upward through a large 14x20 inch register placed directly over the furnace. Through this register, the hot air passes with great force to the ceiling and circulates from there to all rooms of which doors have been left open to be heated. The warm air will be so evenly distributed that you will find a variation of less than three degrees between the room where the register is placed and the room farthest away from same, providing of course, that doors connecting these rooms are left open to give a free circulation.

## **SIMPLE AND EASY TO INSTALL**

To give an idea of how simple an operation it is to install one of the "Aladdins," we show a cross section view of our house, "The Portland," with the furnace installed. We call your attention to the fact that there are no large warm air pipes to destroy the usefulness of the basement, no wall pipes or fittings to be installed. In fact, any man who is so inclined, can install this furnace, do all of the work himself, and the whole operation should not take more than four or five hours. The register must be placed directly over the furnace, and the furnace should be placed, as nearly as possible in the center of the basement. You take no chance when you order an "Aladdin." We guarantee it for 365 days, one full year.

We will gladly send you copy of testimonials which we have received from satisfied customers all over the country. If interested ask for them.

# "ALADDIN" PIPELESS FURNACE \$65.00

SO SIMPLE THAT ANY MAN CAN INSTALL IT

## Furnished for Brick Set or with Galvanized Jacket

In the large cut at the top of the page we show the furnace with a brick jacket. We furnish the furnace complete with all registers, and one extra of galvanized smoke pipe, with check damper and galvanized iron register box, furnace chain and wall plate, and in fact everything necessary for installing the furnace with the exception of the brick and mortar. For setting the furnace, you will require about 350 common brick, one sack of cement and a bushel of sand.

**FURNISHED WITH GALVANIZED JACKET.** We recommend the furnace with a galvanized jacket for use as a portable furnace, that is, in rented homes or for temporary use in any home or store building. The price is somewhat higher, but as you will note, the price at which we sell this furnace is no more than a good heating stove would cost, and with the use of a furnace, you gain the space ordinarily taken up by a stove, and at the same time, have the heat in such a way as to be entirely utilized and easily controlled. This furnace will use but very little, if any more fuel, than an ordinary heating stove, and the prices which we quote are for the furnace complete. No extra pipe, registers or additional material required with the exception of the brick and cement which must be purchased for the brick set furnace.



### OUR GUARANTEE.

We guarantee our "Aladdin" Pipeless Furnace without restriction, to heat any house containing 15,000 cubic feet or less of air space, to an Average Temperature of 70 Degrees Fahrenheit, in the coldest weather, providing connecting doors are left open to give free circulation.

The Fire pot is 20 inches in diameter and the walls are practically one inch thick, making this section only weigh 120 lbs.

The Grates are of the draw center shaker type, easily taken care of, and of a pattern which will save fuel. The furnace was originally intended for burning soft coal or coke, but many of our customers are burning hard coal only, and others are burning nothing but wood, in every case the results seem to be satisfactory.

The Radiator is so made that it can be opened and allow a direct draft or closed to take advantage of all of the heat generated by the furnace.

Water Coil. A water coil can be furnished for this furnace for \$1.50.

The Doors are amply large for all ordinary purposes. Feed doors being 11x11 inches and the ash pit door 10x16 inches. Each section of the furnace is fitted with a grooved top into which the section above fits in such a manner as to make the furnace dust proof.

In addition to this, we will allow you the privilege of returning the furnace at any time during the first year after purchase, if found otherwise than as described by us, and should you return the furnace, we will refund full purchase price, together with freight charges which you have paid.

We furthermore guarantee that there will be a variation of less than three degrees between the room where the register is placed and the room farthest from it. If the furnace is found otherwise than described, you may return it, and we will refund full purchase price.

No. 3E-525—"Aladdin" Pipeless Furnace for brick set, complete (less galvanized jacket). Shipping weight, 800 pounds. (For homes containing 15,000 cubic feet or less air space.)..... **\$65.00**

No. 3E-527—"Aladdin" Pipeless Furnace, as described above, but with galvanized jacket. Weight, 925 pounds. Price..... **\$82.75**

No. 3E-529—"Aladdin" Pipeless Furnace for brick set, complete (less galvanized jacket). Weight, 1,470 pounds. For store buildings or churches containing 30,000 cubic feet or less air space. Price..... **\$104.00**

No. 3E-531—"Aladdin" Pipeless Furnace, same as above, but with galvanized jacket. Price..... **\$116.50**



# Sovereign Pipeless Furnace

COMPLETE WITH CASING \$ **62.75**



To meet the demand for a low priced warm air furnace of the pipeless type we offer this special steel radiator furnace. The price quoted is for the furnace complete with casing, floor register cold air intake, and in fact just as shown. This furnace will heat any home containing up to 8,000 cubic feet of air space, with the one register connection only: Providing of course, that all connecting doors are left open to permit a free circulation of air.

**GRATES** as shown in the cut on the preceding page are of the triangular bar grate type, which, in revolving, accomplished by turning the handle, effectively clears the fire and grinds up any clinkers. Each bar having three sides, one of which only is exposed to the fire at any one time and insures a long lived grate bar.

**THE ASH PIT** is deep and roomy, giving a large air space under the grate which promotes and is essential to a long lived grate, as nothing is so deteriorating to grate bars as having the ashes banked up underneath them. This is an important point and should not be overlooked by anyone owning or operating a hot air furnace.

**THE FIRE POT** is deep and extra heavy. Is a corrugated pot which insures an air space around the fire. Likewise a saving in fuel and greatly lengthens the life of the fire pot. Being extra heavy, it also helps in equalizing the heat.

**THE BASE PLATE** is one piece of heavy cast iron upon which the furnace rests. Forming at the same time the bottom of the ash pit. This is cast in one piece with the outer ring. Being connected with extra heavy cast iron bars or spokes.

**THE RADIATOR** is provided with a diving flue as shown in the large cut, which draws all heat to top of dome. Also all of the smoke must strike the dome of the radiator before passing into the chimney. This insures a very small percentage of waste heat. The whole radiator is made of  $\frac{1}{4}$  inch cold rolled steel.

**CASING** is made of best 26 gauge Galvanized Iron. Galvanized both inside and out. The casing prevents loss of heat. Is equipped with water pan, cold air duct, one length of smoke pipe with check draft.

**DOORS.** Both feed door and ash pit door are extra large; both being equipped with dampers. These large doors make it easy to feed the furnace, also easy to remove the ashes.

**THE FIRE POT** is 20 inches in diameter. Casing 36 inches in diameter and 64 inches high. Weight, 600 lbs.

3D-531—Furnace, as described ..... **\$62.75**



# SOVEREIGN CAST RADIATOR \$74.75

## Warm Air Furnace

**BURNS ANY KIND OF FUEL**

**TOO MUCH IMPORTANCE** cannot be attached to the heating problem by the home owner. The long life of a heating apparatus and its yearly consumption of fuel, makes the original cost a minor detail.

In this, our "Sovereign" Cast Radiator Warm Air Furnace, we offer our highest grade of what is known as a pipe type furnace. It burns either hard or soft coal with equally good results. In it we combine a long lived and a fuel saving heater. It is built on scientific lines.

In connection with the life of the furnace, we might say that buying a cheap furnace for temporary use may be good policy, but if you wish to buy a heating apparatus which will last you a lifetime and give absolute satisfaction at all times, we say by all means buy a furnace with a cast iron radiator. As the original cost of a furnace, when compared with the cost of fuel, which must be bought every year, is so very small that you can well afford to pay more for the furnace in the beginning. Then depend upon making a portion of the saving on fuel consumed each year.

**THE RADIATOR** is made of heavy cast iron, cast in one piece, which, when once heated, will retain the heat for a long time after the fire has burned low. Eliminating joints insures a dust and gas tight radiator, and the arrangement of the flues in the radiator are such that all gases must pass entirely around the radiator before going out through the chimney.

**FIRE POT.** We wish also to call your attention to our sectional cast fire pot, 16 inches deep. This construction has been found to be a great advantage in preventing the cracking of the fire pot, due to unequal heating. Each fire pot is cast in two sections. Its

great weight and thickness, together with the fact that it is corrugated, insures a fire pot that will not warp or burn out. In fact, it should last a lifetime.

**THE GRATES** are triangular and revolve. They are made with three sides, all exactly alike and thus only one-third of your grate is in service at any one time. With ordinary precaution regarding clinkers, these grates will last for many years. However, should they burn out, each bar can be removed independent of all others. The operation is so simple that a novice could do it. New bars can be substituted for old without disturbing the fire.

**CASING** is made of best 26 gauge Galvanized Iron. Galvanized both inside and out. The casing prevents loss of heat. Is equipped with large water pan. Large air space between cases, combustion chamber and inside of radiator, insures perfect circulation of air.

Catalog Number	3D-550	3D-552	3D-554	3D-556	3D-558
Fire Pot Diameter	20 in.	22 in.	24 in.	26 in.	28 in.
Casing Diameter	36 in.	40 in.	44 in.	48 in.	54 in.
Casing Height, Average	60 in.	60 in.	60 in.	62 in.	64 in.
Smoke Collar	8 in.	8 in.	8 in.	8 in.	9 in.
Feed Opening	8x14 in.	8x14 in.	8x14 in.	8x14 in.	8x14 in.
Ash Pit Door	14x17 in.	14x18 in.	14x19 in.	14x20 in.	14x22 in.
Heating Capacity, cubic feet.	8000	15000	20000	25000	35000
Weight, pounds.	700	950	1100	1350	1500
Price	\$74.75	\$82.50	\$92.75	\$107.50	\$120.00

Fitted with Hot Water Coil, \$1.00 Extra

SEND US A DIAGRAM OF YOUR HOME AND ALLOW US TO QUOTE YOU DELIVERED PRICE ON A FURNACE TO HEAT IT TO YOUR ENTIRE SATISFACTION.

The Aladdin Company, Bay City, Michigan.

# SOVEREIGN STEEL RADIATOR \$64<sup>25</sup> Warm Air Furnace

BURNS HARD COAL, WOOD OR COKE

**\$64.25** for this Furnace  
COMPLETE WITH CASING

While this is sold as our steel radiator furnace, it is in fact a combination radiator. The top and bottom of the radiator being cast iron and the sides of the radiator are made of steel plate.

The Ash Pit, Fire Pot and in fact the balance of the furnace in all details is the same as the cast radiator furnace shown on the opposite page.

**THE DOORS**, to cleanout. Fire box and ash pit are all large, thus insuring easy access. This feature is one which is worthy of consideration, as large doors for cleanout are a convenience, large doors for fire box are a necessity especially when burning wood, and a large ash pit door is a great help when removing ashes.

**DEEP CUT JOINTS**. All joints between different castings on both the steel and cast radiator furnaces are deep cut, thus insuring gas and dust proof.

**HOT WATER COILS**. All furnaces have special provision for the introduction of Hot Water Coils for heating water for household use. These are easily put in either when the furnace is being installed or at any later date. We can furnish a hot water Coil with a capacity sufficient for heating water for a 30 gallon range boiler for \$1.00.




Showing Anti-Clinker grates used in Sovereign Furnace.

**THE CASING** is made of 26 gauge Galvanized Iron, galvanized inside and out. The inner lining is bright tin with an air space between. Each casing is equipped with a large water pan, which when kept full of water insures a moist heat thruout the home.

Each Furnace is equipped with a double casing as described above, with chains, pulleys, etc., for damper regulation.

In the lower illustration we show the ash pit and grates used in our Sovereign furnaces. The grate bars are revolving and triangular shaped, thus insuring free passage of air on all sides, thus a perfect combustion and long service. A quick movement of the shaker handle from right to left, 3 to 6 inches either way is sufficient to clear ashes from the grates.



Catalog Number	3D-601	3D-603	3D-605	3D-607	3D-609
Diameter of Fire Pot	20 in.	22 in.	24 in.	26 in.	29 in.
Diameter of Casing	36 in.	40 in.	40 in.	44 in.	50 in.
Ash Door	13x18 in.	13x20 in.	13x21 in.	15x23 in.	13x25 in.
Fuel Door	8x14 in.	8x14 in.	8x14 in.	8x14 in.	8x14 in.
Diameter of Grate	17 in.	20 in.	22 in.	23 in.	26 in.
Smoke Pipe	8 in.	8 in.	8 in.	8 in.	8 in.
Diameter of Dome	24 in.	29 in.	32 in.	39 in.	46 in.
Height of Casing	60 in.	60 in.	60 in.	61 in.	62 in.
Shipping Weight, pounds	600	750	800	1200	1500
Heating Capacity, cubic feet	8000	15000	20000	35000	50000
Price, with Casing	\$64.25	\$76.50	\$87.25	\$100.00	\$117.50

PRICES QUOTED ABOVE ARE F. O. B. CARS FACTORY IN SOUTHERN MICHIGAN

The Aladdin Company, Bay City, Michigan.

# Our Improved Wall Pipe and Fittings

## WALL PIPE

The advantages of our New and Improved Nested Wall Pipes are readily shown in the accompanying illustrations. This style of wall pipe is supplied with all our hot air heating plants. Figure at left shows how pipe is put together and figure at right shows length of pipe securely and easily locked ready for use. Comes in two-foot lengths and can be cut to any length desired. Is shipped nested the same as our hot air pipe making it possible to arrive at destination free from dents or marks.

3D-637—Size 3½x10. Price per foot .....	\$0.30
Size 3½x12. Price per foot .....	.33



### FIRST FLOOR STACKHEAD FOR ONE REGISTER



3D-639—

For 8x10 Register.....	\$0.65
For 9x12 Register.....	.74
For 10x12 Register.....	.80
For 12x14 Register.....	.88

### SECOND FLOOR REGISTER BOX



3D-643—

Size 8x10 Register.....	\$0.62
Size 9x12 Register.....	.70
Size 10x12 Register.....	.85

### BOOT FOR STACK



3D-644—

Size 3½x10 .....	\$0.54
Size 3½x12 .....	.62

### FIRST FLOOR STACKHEAD FOR TWO REGISTERS



3D-640—

For 8x10 Register.....	\$0.78
For 9x12 Register.....	.93
For 10x12 Register.....	.96
For 12x14 Register.....	1.02

### STACK ANGLES



3D-649—

Size 3½x10 .....	\$0.68
Size 3½x12 .....	.78

### COMBINATION BOOT AND OFFSET FOR WALL STACK



3D-638—

Size 3½x10 .....	\$0.94
Size 3½x12 .....	1.06

### STACKHEAD FOR SECOND FLOOR REGISTER



3D-641—

For 8x10 Register.....	\$0.65
For 9x12 Register.....	.74
For 10x12 Register.....	.80

### STACK ELBOWS



3D-648—

Size 3½x10 .....	\$0.39
Size 3½x12 .....	.42

### BOOT FOR FIRST FLOOR SINGLE STACKHEAD



3D-645—

For 8x10 Register.....	\$0.65
For 9x12 Register.....	.74
For 10x12 Register.....	.80
For 12x14 Register.....	.88

### STACKHEAD FOR SECOND FLOOR—TWO REGISTERS



3D-642—

For 8x10 Register.....	\$0.78
For 9x12 Register.....	.93
For 10x12 Register.....	.96

### STACK TEES



3D-651—

Size 3½x10 .....	\$0.54
Size 3½x12 .....	.62

### BOOT FOR FIRST FLOOR DOUBLE STACKHEAD



3D-646—

For 8x10 Register.....	\$0.78
For 9x12 Register.....	.93
For 10x12 Register.....	.96
For 12x14 Register.....	1.02

## SINGLE PIPE FITTINGS


The installation of a hot air heating system becomes exceedingly simple when single pipe and fittings are used and our detailed blue-print plans and instructions are closely followed. Absolutely no technical knowledge required enabling one to install the plant themselves and reducing cost of completed system.

**NOTICE—**In addition to the above illustrated line of pipe and fittings we are in a position to furnish you hot air heating materials of all standard makes at lowest prices. Simply write us what is needed and our heating engineers will be glad to forward an estimated cost by return mail.

# FURNACE PIPE AND FITTINGS

OUR COMPLETE LINE OF PIPE, FITTINGS AND REGISTERS embraces many patented improvements in the highest grade of material manufactured. We are in a position to furnish pipe and fittings suitable for making practically any kind of connection used in heating an ordinary building. If you are in doubt as to how you are going to supply heat to a certain room or number of rooms, send us a diagram of the floor plans of your building and let us figure it out for you.

## GALVANIZED IRON PIPE




24 Gauge, for  
Smoke or  
Cold Air

No. 3D-625	Size	Per ft.	Size	Per ft.
	7 in.	\$0.32	14 in.	\$0.54
	8 in.	.33	16 in.	.62
	9 in.	.34	18 in.	.78
	10 in.	.37	20 in.	.94
	12 in.	.50	22 in.	1.16

## GALVANIZED IRON ELBOWS

For Smoke or  
Cold Air Pipe



No. 3D-626	Size	Each	Size	Each
	7 in.	\$0.46	14 in.	\$1.40
	8 in.	.54	16 in.	1.90
	9 in.	.62	18 in.	2.36
	10 in.	.78	20 in.	2.80
	12 in.	1.10	22 in.	3.45

## COLD AIR SHOES

For  
Connecting  
Cold Air Pipe  
to Furnace  
Casing.



Style "A" for Wood Duct.

No. 3D-627	Size	Each	Size	Each
	12x18	\$2.20	15x26	\$3.20
	15x20	2.55	15x30	3.40
	14x25	2.90	15x36	3.80

Style "D" for  
Round Pipe



No. 3D-628	Size	Each	Size	Each
	16 in.	\$4.25	22 in.	\$5.90
	18 in.	5.40	24 in.	6.20
	20 in.	5.60	26 in.	6.40

Style "C" for Round Pipe.



Made with 30 degree adjustable collar. May be adjusted to any angle from straight out to 30 degrees.

No. 3D-629	Size	Each	Size	Each
	16 in.	\$4.25	22 in.	\$5.90
	18 in.	5.40	24 in.	6.20
	20 in.	5.60	26 in.	6.40


## PITCH CASING COLLARS



For connecting warm air pipe to pitch casing, bonnet such as our "Sovereign" furnaces have. Collar should be inserted in hole cut in side of pitch bonnet so that the flange comes flush with bonnet. Then bend over small cleats on inside and collar is firmly secured in place.

No. 3D-630	For	Price
	8 in. pipe	\$0.25
	9 in. pipe	.28
	10 in. pipe	.32
	12 in. pipe	.36
	14 in. pipe	.46

## TOP CASING COLLARS



To Be Inserted in Top of  
Casing Bonnet.

No. 3D-631	For	Price
	8 in. pipe	\$0.18
	9 in. pipe	.22
	10 in. pipe	.24
	12 in. pipe	.28
	14 in. pipe	.36

## WARM AIR FURNACE PIPE



Bright tin, shipped nested in bundles. Has special patented joint. Can be quickly assembled with only a hammer to hammer down the seam after joint is set.

No. 3D-632	Size	Per ft.
	8 in.	\$0.26
	9 in.	.28
	10 in.	.31
	12 in.	.34
	14 in.	.54

**"ALADDIN"  
MERCHANDISE**  
*Sold by the Golden Rule*

## ADJUSTABLE ELBOWS




For warm air pipe. Four piece, adjustable to any angle from straight to 90 degrees. Used in making connections on pipe from furnace to register boxes, stacks, etc.

No. 2D-633	Size	Price
	8 inch, each	\$0.36
	9 inch, each	.39
	10 inch, each	.46
	12 inch, each	.78
	14 inch, each	1.15

## WARM AIR DAMPERS

For Warm Air  
Pipe.



One of these dampers should be placed in each basement pipe.

No. 3D-634	Size	Price
	8 inch, each	\$0.24
	9 inch, each	.26
	10 inch, each	.29
	12 inch, each	.32
	14 inch, each	.42

## SMOKE DAMPERS



Heavy cast body, steel rod, unbreakable. One should be placed in smoke pipe for every furnace.

No. 3D-635	Size	Price
	7 inch, each	\$0.33
	8 inch, each	.40
	9 inch, each	.48
	10 inch, each	.56
	12 inch, each	.63

## FLOOR REGISTER BOXES

For Floor  
Registers on  
first floor  
latest im-  
proved Fun-  
nel Pattern.



No. 3D-636	For Register Size	Size Collar	Each
	8x10	8 in.	\$0.46
	8x12	8 in.	.48
	9x12	9 in.	.52
	10x12	10 in.	.58
	10x14	10 in.	.56
	12x15	12 in.	.62
			.76

# REGISTERS AND COLD AIR FACES

Our line of floor registers, wall registers and cold air faces is made up of only the latest improved patterns, finished in either Black Japan or Oxidized Copper. The Black Japaned registers have a smooth black luster finish throughout, baked on, and will last for a great many years. Many, however, prefer the Oxidized Copper finish to match other hardware trimmings.

We can furnish larger or special sizes not listed and will be glad to quote prices on request.



## WARM AIR FLOOR REGISTERS

No. 3D-652—

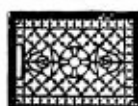
Size	Black Japaned	Oxidized Copper
8x10	\$1.20	\$2.85
9x12	1.55	3.80
10x12	1.80	4.10
10x14	2.35	4.85
12x15	3.45	6.35
14x16	6.20	12.30
14x20	7.10	15.20
16x20	9.20	18.10
18x24	15.90	25.40
20x24	17.50	28.60



## REGISTER BORDERS ONLY

No. 3D-653—


Size	Black Japaned	Oxidized Copper
8x10	\$0.90	\$2.95
9x12	1.20	3.70
10x12	1.30	4.00
10x14	1.65	4.50
12x15	2.30	5.50
14x16	3.20	8.20
14x20	3.60	9.50
16x20	4.50	10.60
18x24	6.25	14.00
20x24	6.90	16.20



## REGISTER FACES ONLY

No. 3D-654—

Size	Black Japaned	Oxidized Copper
8x10	\$0.85	\$2.45
9x12	1.10	3.30
10x12	1.25	3.85
10x14	1.65	4.20
12x15	2.30	5.15
14x16	3.20	8.20
14x20	3.60	9.50
16x20	4.50	10.60
18x24	6.25	14.00
20x24	6.45	16.20



## WOODEN COLD AIR FACES

The use of wooden cold air faces is a modern idea and is becoming very popular where the return system is used on heating plants. Made of oak strips  $\frac{1}{4}$  of an inch thick by  $1\frac{1}{4}$  inches in width, into which cross strips  $\frac{3}{4}$  of an inch square are glued in grooves made to receive them. Can be installed so as to be flush

with floor and will match flooring.


No. 3D-655		Size		Each	
12x15	\$0.65	20x24	\$1.50		
12x18	.80	24x24	1.80		
14x20	.90	24x30	2.10		
16x20	1.05	30x30	2.60		
18x24	1.30	30x36	3.30		

## CAST IRON FACES

Open register faces for cold air intake to furnace. Made of best grade of soft gray cast iron carefully finished and coated with a heavy coat of black Japan baked on, making a glossy black finish. No register shutter arrangement is required for cold air intake.

No. 3D-656—

Size	Each	Size	Each
12x15	\$2.30	20x24	\$6.45
14x16	3.20	24x24	9.00
14x20	3.60	24x30	12.90
16x20	4.50	30x30	16.10
18x24	6.25	30x36	21.20



## BASEBOARD REGISTERS



Above illustration shows our baseboard register which is regularly furnished wherever wall registers are used on our complete warm air heating plants. It is equipped with a patented shut-off arrangement with simple wheel movement. Can be

easily operated with hand or foot and deflects current of air out into the room. Furnished in Black Japan or Oxidized Copper finish.

No. 3D-657—

Size	Jap. Oxi.	
	Black	Copper
8x10	\$1.50	\$2.65
9x12	2.25	3.35
10x12	2.75	4.05
12x14	4.30	6.00

## COMBINATION FLOOR AND CEILING REGISTERS



Combination Floor and Ceiling register and ventilator for use in homes where stoves are used for heating. The register can be placed in floors of second story rooms and heat which ordinarily is not used can be conveyed to these rooms.

Consists of a Black Japaned floor register, a white enamel ceiling register and adjustable register box. To install, cut a hole thru floor and ceiling, place the ceiling and floor plates in position and catch the two coil springs which hold these in place. The adjustable box is for floor and ceilings which are from 7 to 12 in. apart.

No. 3D-658—8x12 in., each.....\$2.65



# ALADDIN FIREPLACE HARDWARE

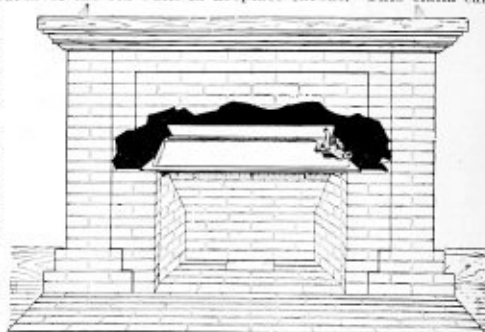


## ALADDIN DOME DAMPER

A large portion of all trouble arising in open fireplaces has been due to imperfect construction of the fireplace throat. This Dome Damper was brought out a number of years ago by an expert in this line and has overcome all the impractical features of the old built-in fireplace throat. This claim can be proven by practical demonstration. So constructed that the proper shape is given to the chimney throat allowing a smooth and even surface to permit the smoke and gases to escape without the loss of heat units. Prevents down draughts which, naturally, are the cause of smoke and gases forcing their way into the room.

The construction is so simple that it cannot get out of order. The damper door operates easily with the handle projecting through the face of the fireplace. It can be set at any angle, thus allowing for different conditions of the atmosphere. The damper door is hung in the center, which makes it impossible for soot, mortar and other foreign substances to lodge and affect the control of the damper.

The flange around the door edge takes the place of a flat iron bar which otherwise must be used to support the arch above the opening. Made in five standard sizes as listed below:



Cat. No.	Outside measurement of flange.			Depth	Length, front	Base of Dome			Price
	Length, front	Length, back	Depth			Length, back	Depth		
3D-940	28 in.	23 in.	15 $\frac{1}{2}$ in.	26 in.	20 in.	12 $\frac{1}{2}$ in.	\$4.95		
3D-941	31 in.	29 in.	15 $\frac{3}{4}$ in.	30 in.	24 in.	12 $\frac{1}{2}$ in.	5.95		
3D-942	40 in.	35 in.	15 $\frac{3}{4}$ in.	35 in.	29 in.	12 $\frac{1}{2}$ in.	6.45		
3D-943	46 in.	41 in.	15 $\frac{3}{4}$ in.	41 in.	35 in.	12 $\frac{1}{2}$ in.	7.25		
3D-944	52 in.	49 in.	15 $\frac{3}{4}$ in.	49 in.	41 in.	12 $\frac{1}{2}$ in.	8.65		

## AUTOMATIC ASH TRAPS



Ash pit doors have use in the bottom of the open fireplace. The trap is hung in the center and automatically all the ashes will be dumped into the opening left in the fireplace below.

3D-946—Made in one size,


which is 7x9..... **75c**

## ASH PIT DOORS


Ash pit doors to be built into the opening below an open fireplace for removing ashes and refuse.

Made in three sizes as listed below:

3D-947	8x8	\$1.05
3D-948	8x12	1.30
3D-949	10x12	1.65



## ALADDIN FUEL CHUTE



The Fuel Chute is intended to provide a strong and suitable opening for putting coal and other fuels into the basement.

It consists of a cast iron frame and door with glass front, and a steel tube. The frame sets flush with the wall and is provided with a flange which overlaps the door thus preventing rain from running into the chute. A heavy reinforced (wire) glass is used for the transmission of day light.

A heavy screen is placed between the collar and a light cast iron frame bolted to it, to protect the glass from any falling coal. If desired, the glass can be removed during the summer and an insect screen inserted, making the coal chute serve the purpose of a ventilator.

The door opens upward against the side of the house, where it is held by a hook. As the door is closed it locks automatically by a gravity catch. A small chain is attached to the catch for unlocking the door which can readily be extended so that the door can be unlocked from any part of the coal room.

The Chute is made in two styles and three sizes, both with and without the steel tubes as indicated in price list below.

3D-925—18 in. x 18 in.	Glass Door complete	80 lbs.	Price	.....	\$10.75
3D-927—18 in. x 18 in.	Solid Cast Iron Door complete	70 lbs.	Price	.....	8.50
3D-929—18 in. x 24 in.	Glass Door complete	85 lbs.	Price	.....	14.35
3D-931—18 in. x 24 in.	Solid Cast Iron Door complete	85 lbs.	Price	.....	11.25
3D-933—18 in. x 24 in.	Solid Cast Iron Door and cast tube	220 lbs.	Price	.....	17.95

# Aladdin Saturn Nine Piece **\$18<sup>75</sup>** Electric Fixture Set



No. 3D-1542  
Dining Room  
Dome Fixture

This beautiful Art Glass Dome in either green or amber glass with bead fringe to match. Length of fixture, 34 inches.

Fixture with 14 in. Dome .....\$5.75  
Fixture with 18 in. Dome .....\$7.95



No. 3D-1544—Kitchen  
Fixture \$1.35

Length 14 inches with 7 inch flat opal glass reflector.



No. 3D-1546—Second  
Floor Hall Fixture \$1.25

Length 12 inches furnished with Selenite satin shade.



No. 3D-1548—Porch  
Fixture \$1.10

Finished black, and includes 7 in. Roughed inside glass Ball.



No. 3D-1550—Chamber  
Bracket \$1.25

(Three of these furnished with each set.)

Extends 8 inches. Arm is 3/4 inches. Bent brass tubing. Shade is of Bell design, roughed inside.



No. 3D-1552  
Bathroom  
Bracket \$1.10

Extends 7 1/2 inches. Arm is 3/4 inches. Bent Brass tubing. Shade same as used in chambers.

ALL FIXTURES WIRED COMPLETE,  
WITH SOCKETS ASSEMBLED  
READY TO HANG.



No. 3D-1540—Living Room Fixture. \$4.75  
The length of this fixture is 34 inches and spread 16 inches. The ornamental body is 3 inches in diameter. Shades are of beautiful Selenite satin glass.

For Value and Appearance this nine-piece set is unsurpassed.

No. 3D-1594—NINE-PIECE SET with 14-inch Dome, \$18.75

If Fixtures of this set are desired for both Gas and Electric, add 1/2 to the price of each Fixture. Pull chain sockets will be furnished at an additional charge of 25c per light.

# Aladdin "Homecraft" Nine Piece Electric Fixture Set **\$23<sup>00</sup>**



No. 3D-1971 — Oval Shower Living Room.  
\$5.00  
2-light, with laurel shades. Length, 34 in.



No. 3D-1970—Porch Light, \$1.15  
Cast band and crystal roughed ball,  
7x3<sup>3</sup>/<sub>4</sub> inches.



No. 3D-1976 — Laurel Side Bracket, \$1.80  
For Bathroom, with laurel shade.



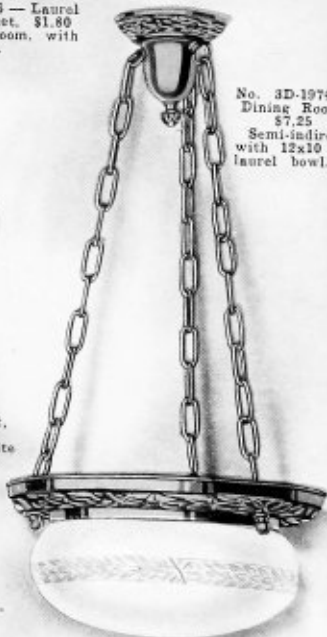
No. 3D-1972—Kitchen, \$1.20  
Drop Cord, with porcelain rosette with 7 inch opal shade. Length, 34 inches.



No. 3D-1973 — 1-Light Pendant Bedroom Fixture, \$1.80  
Length, 16 inches.  
With laurel shades.  
(Three of these with each set.)



No. 3D-1975—Ceiling Light, \$1.80  
For Hall, with selenite shade.

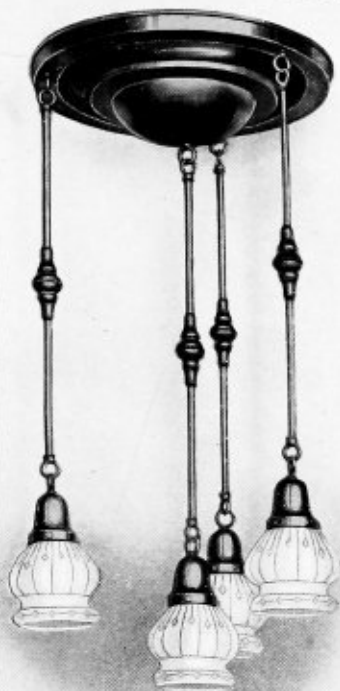


No. 3D-1974 — Dining Room, \$7.25  
Semi-indirect, with 12x10 in. laurel bowl.

No. 3D-1978—COMPLETE NINE-PIECE SET, \$23.00

# Aladdin Mars Nine Piece <sup>\$</sup>25<sup>00</sup> Electric Fixture Set

ALL FIXTURES WIRED COMPLETE WITH SOCKETS ASSEMBLED READY TO HANG.



No. 3D-1500—Dining Room Fixture, \$8.75

Length, 34 inches. Spread, 16 inches. A beautiful fixture with lights suspended on  $\frac{3}{4}$  inch tubing drops with ornamental breaks. The shades are of beautiful Selenite satin glass.



No. 3D-1508—Hall Fixture, \$1.80

Furnished with Selenite satin ball, 7 inches diameter.



No. 3D-1510—Chamber Fixtures, \$1.35

(Three of these furnished with each set.)

A very satisfactory fixture for bedroom use. Furnished with Selenite satin shade.



No. 3D-1506—Porch Fixture, \$1.10

Furnished with  $3\frac{1}{4}$  x 7 inch roughed inside glass ball.



No. 3D-1504  
Kitchen Fixture,  
\$1.95


Length, 34 inches, furnished with 7 inch flat opal glass reflector.

No. 3D-1512—Bathroom Bracket, \$1.25

Extends 7 inches. Finished in polished nickel and furnished with white shade with clear stripes.



No. 3D-1514—MARS NINE-PIECE SET,  
\$25.00



No. 3D-1502—Living Room Fixture, \$7.00

Length, 20 inches. Spread, 18 inches. The ceiling plate on this fixture is of very beautiful lines and would add beauty to any living room. Shades of white glass with clear stripes.

Our Mars set is created to meet the demand for neat appearing fixtures at a reasonable price. If fixtures are desired for both gas and electric, add  $\frac{1}{2}$  to the price of each piece. Full chain sockets will be furnished at an additional charge of 25 cents per light.

# Aladdin Jupiter Nine Piece \$28<sup>00</sup> Electric Fixture Set

ALL FIXTURES WIRED COMPLETE WITH  
SOCKETS ASSEMBLED READY TO HANG.



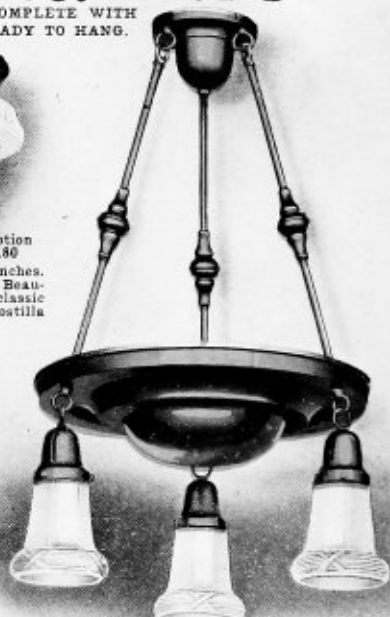
No. 3D-1572—Bathroom  
Bracket, \$1.10

Extends 7 inches. Arm  
of  $\frac{3}{4}$  inches bent brass  
tubing. Shade of Moss  
glass with pressed star  
cutting.



No. 3D-1568—Reception  
Hall Fixture, \$1.80

Spread, 8 inches.  
Length, 8 inches. Beau-  
tiful two-piece classic  
stalactite of Frostilla  
glass.




No. 3D-1560—Living Room Fixture, \$9.45  
Length, 34 inches. Spread, 16 inches. A very  
modern fixture of beau-  
tiful design furnished  
with Crystal roughed  
inside ornamental  
shades.



No. 3D-1564—Kitchen Fixture, \$1.45

A very substantial fixture, being close  
to the ceiling and giving a great dis-  
tribution of light. Furnished with 60-  
watt flat type Ferlux glass shade.



No. 3D-1562—Dining  
Room Fixture, \$7.25

Ceiling plate  
matches plate on liv-  
ing room fixture.  
Length, 33 inches.  
Spread, 16 inches.  
The shades on the fix-  
ture are crystal  
roughed inside orna-  
mental shades.



No. 3D-1566—Porch  
Bracket, \$2.90

Extends 8 inches. Made  
of cast iron and finished  
black. Furnished with 7  
inch roughed inside glass  
ball.



No. 3D-1570  
Chamber Fixture,  
\$1.45

(Three of these  
fixtures furnished  
with each set.)  
Same fixture as  
used in kitchen,  
with 100-watt bowl  
type Ferlux glass  
shade.

No. 3D-1574—JUPITER NINE-PIECE SET, \$28.00

This set complete for \$28.00 is one of our best values and is up-to-date in every respect. Fur-  
nished in our beautiful Brush Brass, relieved with black, but can be furnished in any standard  
finish if so desired.



# Aladdin Laurel Nine Piece Electric Fixture Set \$ 32<sup>50</sup>



No. 3D-1961—4-light Living Room  
Shower, \$7.75  
With 14 inch plate. Length, 34  
inches with laurel leaf shades.




No. 3D-1962—Drop Cord, \$1.20  
With porcelain rosette and  
7 inch opal glass shade.  
Length, 34 inches.



No. 3D-1963—Bedroom  
Pendant, \$1.80  
With silken glass  
shade. Length, 24 inches.  
(Three of these furnished  
with each set.)




No. 3D-1960—Hall  
Fixture, \$1.95  
With 8x4 in. roughed  
ball and receptacle.



No. 3D-1965—Cast Iron  
Bracket, \$2.99  
For Porch, with 7x3 1/4  
inch crystal roughed ball.



No. 3D-1963—Laurel Leaf  
Side Bracket, \$1.80  
For Bathroom, with  
either laurel leaf shade or  
selenite shade.



No. 3D-1964—5-light Dining Room Fixture, \$11.60  
Center plate, 16x10 inches. With laurel leaf  
glass, 10x12 inches, and electric side shade.

No. 3D-1968—TOTAL SET PRICE, INCLUDING THREE BEDROOM FIXTURES, \$32.50

# Aladdin Neptune Ten Piece \$33<sup>75</sup> Electric Fixture Set

ALL FIXTURES WIRED COMPLETE WITH  
SOCKETS ASSEMBLED READY TO HANG.

No. 3D-1582  
Living Room  
Fixture, \$8.00

A fixture with  
beautifully de-  
signed body,  
spread 14 inches,  
length 34 inches.  
White glass  
shades with clear  
stripes.



No. 3D-1592—Bathroom Bracket,  
\$1.30

Extends 4 inches. Finished in  
polished nickel. Glass shade of  
bell design, frosted inside.



No. 3D-1586—Front Porch Bracket,  
\$3.25

A massive cast iron bracket, ex-  
tends 9 inches, furnished with 7  
inch roughed inside ball.



No. 3D-1590  
Second Floor  
Hall Fixture  
\$1.45

Furnished with  
7 inch roughed  
inside ball.



No. 3D-1588—Kitchen Fixture, \$1.45

A very substantial fixture, being close to the  
ceiling and giving a great distribution of light.  
Furnished with 60-watt Ferlux glass shade.



No. 3D-1584—  
Rear Porch  
Fixture,  
\$0.70

Furnished  
with frosted  
inside bell  
shade.



No. 3D-1594—Cannibal Fixture, \$1.70  
(Three of these furnished with each  
set.)

Furnished with handsome press out  
frosted shade.




No. 3D-1596—TEN-PIECE NEPTUNE ELECTRIC FIXTURE SET, \$33.75

Shipped in Brush Brass finish, blended with black, unless other standard finish is specified.

No. 3D-1580—Dining Room Fixture, \$18.00  
Length, 34 inches. Spread, 16 inches. A  
beautiful fixture for the Dining Room and a  
wonderful substitute for a Dome, as the glass-  
ware may be had in either clear white or with  
glassware tinted in blue, brown or green tones.



# Aladdin Grecian Nine Piece Electric Fixture Set \$34<sup>75</sup><sub>=</sub>



No. 3D-1992—Semi-indirect for Dining Room, \$5.75  
With 14x12 inch Silestone satin bowl.  
Length, 34 inches.



No. 3D-1990—Hall, Semi-indirect, \$4.85  
Alabaster glass bowl, beautiful ornaments, resembling very closely Carrara marble. Length, 34 inches.



No. 3D-1991—Pendant for Kitchen, \$2.55  
Length, 14 inches, with 8 inch Fer Lux shade.



No. 3D-1994  
Semi-indirect, \$3.65  
For Bedroom, with selenite bowl. (Three of these included in each set.)



No. 3D-1995 — Side Bracket, \$1.60 For Bathroom, with selenite shade.



No. 3D-1996 — Cast Iron Porch Bracket, \$2.90  
With 7x3 1/4 inch crystal roughed ball.



No. 3D-1993—Semi-indirect Living Room Fixture, \$7.25  
With 10x14 inch reed and ribbon bowl. Length, 34 inches.

No. 3D-1998—NINE-PIECE SET COMPLETE. \$34.75

# Aladdin Mercury Ten Piece Semi-Indirect Electric Fixture Set \$35<sup>75</sup>



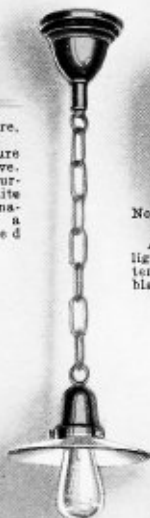
No. 3D-1602—Dining Room Fixture, \$3.35

This dining room fixture drops 34 inches from the ceiling. The bowl is 14 inches in diameter. Extreme width of fixture, 16 inches. The bowl is decorated in natural colored vine, the body being white Mossier glass.



No. 3D-1608  
Upper Hall Fixture,  
\$2.50

This hall fixture is very attractive. The glass ball furnishes a soft, white light and is ornamented with a beautiful raised design.



No. 3D-1604  
Kitchen Fixture,  
\$1.70

A practical kitchen fixture which gives a very good light.




No. 3D-1606—Porch Bracket, \$2.99

A very ornamental porch light made of Cast Iron, extends 8 inches and finished in black.



No. 3D-1612—Bath-room Fixture, \$3.25

This fixture is furnished nickel plated, extends 7 inches. Fitted with shade to match Chamber fixture.



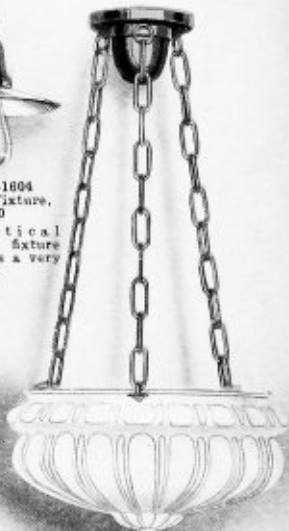
No. 3D-1610—Chamber Fixture, \$3.25

(Three of these with each set)  
A Semi Indirect fixture with beautiful white shade. Length, 16 inches.



No. 3D-1614  
Beam Light,  
\$1.35

We furnish only one of these beam lights with each set. More can be ordered if so desired.



No. 3D-1600—Living Room Fixture, \$6.00

Semi Indirect Living Room fixture drops 34 inches from ceiling. Extreme width, 14 inches. Beautiful white Frostida bowl.

3D-1610—ALADDIN MERCURY TEN-PIECE SEMI-INDIRECT ELECTRIC FIXTURE SET, \$35.75  
ALL FIXTURES WIRED COMPLETE WITH SOCKETS ASSEMBLED READY TO HANG

# Aladdin Georgian Nine Piece \$ 38<sup>35</sup> Electric Fixture Set



No. 3D-1982—3-light Shower, \$11.00  
For Living Room, with cast arms and  
ornaments, with selenitic satin glass  
shades. Length, 34 inches.



No. 3D-1985—Cast Iron  
Porch Bracket, \$2.90  
With 7x3 1/4 inch crystal  
roughed ball.

No. 3D-1988  
NINE-PIECE SET COMPLETE,  
\$38.35



No. 3D-1980—Ceiling Light, \$2.20  
For Hall, with Ivorylite bowl.



No. 3D-1983—Pendant, \$9.25  
For Bedroom, with beautiful  
hand painted inside decoration  
shade. Length, 13 in.  
(Three of these with each set.)



No. 3D-1981—Pendant, \$2.55  
For Kitchen. Length, 14  
inches with 8 inch Fer Lux  
shade.



No. 3D-1986—Side Bracket,  
\$1.60  
For Bathroom, with silkene  
shade.

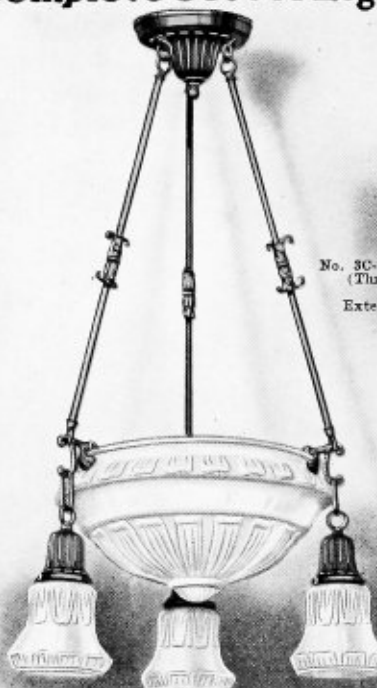


No. 3D-1984—3-light Shower, \$4.35  
For Dining Room, with cast ornaments,  
14 inch body, with silkene shades. Length,  
34 inches.



# Aladdin Classic Electric Fixtures \$54<sup>50</sup>

## Complete Set For Eight Room House



No. 3C-1620—Living Room Fixture, \$18.25  
This classic design, semi-indirect living room fixture is growing in popularity every day. Length from ceiling to bottom of fixture, 39 inches. Extreme width, 16 inches. Glassware is classic design. Frosted outside.



No. 3C-1656—Bathroom Fixture, \$2.25  
Extends 6 inches from wall. Glassware the same as other fixtures in this set.

No. 3C-1632—Porch Lantern, \$5.00  
This porch lantern is 6x6x8 inches. The extreme drop is 13 inches.

No. 3C-1636  
**CLASSIC TEN PIECE SET, \$54.50**




No. 3C-1684—Boudoir Lamp, \$3.65  
Solid mahogany base with silk shade of tan, old rose, or old gold color. Height of lamp over all, 13 in.



No. 3C-1626—Closet Fixture, \$2.15 each  
(Three of these fixtures furnished with each set.)  
Extends 5 inches. Glassware classic design, frosted outside.



No. 3C-1625—Kitchen Fixture, \$2.95  
Extreme length, 30 inches. Glassware same as balance of set.



No. 3C-1624—Hall Fixture, \$4.35  
This classic design, semi-direct hall fixture has glassware same as all fixtures in this set. Drops 18 inches and has a spread of 6 inches.



No. 3C-1622—Dining Room Fixture, \$12.50  
Extreme length 30 in. Spread 14 in. Classic design glassware frosted outside.

We can furnish these fixtures in any of the standard finishes, such as Brush Brass, Satin Brass, Antique Copper, etc. But for a handsome appearance and long lived finish, we recommend Brush Brass relieved with black.

# Aladdin Electric Fixtures Designed For Halls-Bedrooms-Baths-Toilets



No. 3D-1924—Semi-indirect Urn. \$5.50  
Of selenite satin glass. 8x8 inches.



No. 3D-1936—Pendant. \$2.00  
With selenite satin shade. Length 14 inches.



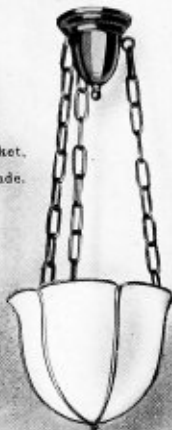
No. 3D-1923—Ceiling Light. \$1.45  
With 7x3 1/4 inch crystal roughed ball and porcelain receptacle.



No. 3D-1931—Drop Pendant. \$3.60  
With selenite bowl. Length. 34 inches.



No. 3D-1933—Side Bracket. \$1.70  
With selenite glass shade.



No. 3D-1921—Semi-indirect Bowl. \$7.90  
Made of alabaster bent glass. Size, 10 inches diameter; length, 34 inches.



No. 3D-1936—Side Bracket. \$1.70  
With selenite satin shade.



No. 3D-1925—I-Light Center Fixture. \$1.75  
Length over glass, 15 in. with satin shade.



No. 3D-1927—Ceiling Light. \$1.60  
With 10 inch Per Lux shade.



No. 3D-1935—Drop Pendant. \$1.80  
With selenite shade. Length, 24 inches.



No. 3D-1929—Semi-indirect. \$3.60  
With selenite satin shade. 7x2 1/4 inches. Length, 16 inches.



No. 3D-1934—Pendant. \$2.55  
With inside decorated shade. natural color.



No. 3D-1926—Pendant. \$2.80  
With beautiful richly colored shade, natural colors. Length, 16 inches.



No. 3D-1932—Drop Pendant. \$2.00  
With crystal roughed shade. Length, 34 inches.

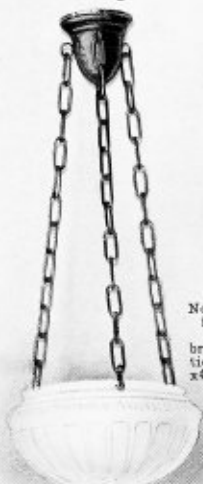


No. 3D-1928—Ceiling Light. \$1.45  
With 60-watt Per Lux shade.



No. 3D-1930—Ceiling Light. \$1.45  
With 0 inch selenite shade.

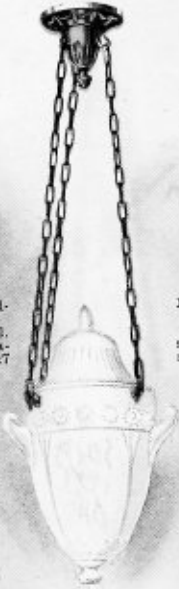
# Aladdin Electric Fixtures Designed For Livingrooms-Halls-Bedrooms-Baths



No. 3D-1940—Semi-indirect Bowl, \$5.50  
Selenite satin. Size, 10x12 inch bowl; length, 36 inches.  
No. 3D-1955—\$7.00  
Same as above only with 14x12 inch bowl.



No. 3D-1941—Ceiling Light, \$2.55  
Ivorylite bowl, brown tone decoration. Size, 7 $\frac{1}{2}$ x7 x4 inches.



No. 3D-1942—Alabaster Glass Urn with Lid, \$12.25  
Size, 9x9 inches. One of the most beautiful Hall designs, and of glass that is as near in appearance to real alabaster as can be made, and is superior in that the distribution of light is better and without shadows. Length, 36 inches.



No. 3D-1943—Ceiling Light, \$2.55  
With 8x3 $\frac{1}{4}$  inch selenite glass shade.



No. 3D-1944—Semi-indirect Fixture, \$6.25  
With 10 inch bowl of superior design. Can be furnished in natural colors of floral designs, blue, yellow or pink. Length, 36 inches.



No. 3D-1947—Cast Bracket, \$9.50  
Complete with candle and silk shade.



No. 3D-1950—Semi-indirect, \$3.60  
With floral shade, in natural colors, blue, pink and yellow.  
Length, 24 inches.



No. 3D-1945—Ceiling Light, \$1.75  
With selenite shade, 7x2 $\frac{1}{4}$  in.



No. 3D-1948—Illuminate Fixture, \$4.33  
Length, 34 inches; reflector is 8 inches in diameter; the selenite bowl is 6 inches. The fixture is designed to use 75 and 100-watt lamp.



No. 3D-1951—2-light Cast Bracket, \$12.25  
With silk shades.



No. 3D-1954—Side Bracket, \$8.80  
With cast arm and beautiful laurel leaf design, oval back plate and silkene shade



No. 3D-1946—Ceiling Light, \$1.80  
With selenite shade, 7x2 $\frac{1}{4}$  in.



No. 3D-1949—Cast Beam Light, \$2.35  
For ball type lamp.



No. 3D-1953—Ceiling Light, \$2.20  
With 8 inch bent alabaster glass shade.



No. 3D-1952—Side Bracket, \$4.70  
With silkene shade.

# Aladdin Electric Fixtures Designed FOR Halls-Porches-Dens



No. 3D-1905  
Cast Iron  
Porch Bracket,  
\$3.60

Size of back plate, 4½x8 inches. Complete with socket and beautiful silkene shade 7½x3½ inches. Finished dead black or verde green.



No. 3D-1910—Lantern, \$7.25

Can be used for either size by a c k e i or ceiling effect. Length, 18 inches; lantern, 8x8 inches. Venetian glass. Finished black or verde green.

No. 3D-1916—\$7.25

Same as above only for ceiling.



No. 3D-1914—Hammered Effect Side Bracket, \$9.50

Extension, 5½ inches to center; 4x6-inch R. I.; cylinder back plate, 5½ inches. Burnt brass or black.



No. 3D-1900  
Cast  
Iron  
Ceiling  
Bowl,  
\$1.20

With porcelain receptacle and 7 inch crystal roughed ball. Finished black or verde green.



No. 3D-1901—Hammered, \$10.50

A beautiful Semi-Indirect Fixture for the Den, Hall or Sun Porch. Size of bowl, 10 inches; length of fixture, 30 inches. Alabaster or amber glass in sides and bottom. Finish, burnt brass or dead black.



No. 3D-1908—Ceiling Light,  
\$1.40

With 8 inch Fer Lux shade and porcelain receptacle.



No. 3D-1911—Hammered Effect, \$7.00

Used inside or outside. Best sellers. Design unequalled. Back plate, 6x3 in.; extension to center, 6 in.; lantern, 7x8 in. Amber or alabaster cylinder included.



No. 3D-1904—Hammered Effect Ceiling Bowl, \$6.00

With 9½ inch alabaster or amber glass in bottom. Size, 12x4 inches. Finish, burnt brass or plain black.



No. 3D-1902—Ceiling Light, \$1.45  
Made of brass, with porcelain receptacle and 7 inch crystal roughed ball.



No. 3D-1912—Hammered Effect,  
\$7.25

Can be used either for side bracket or center. Extension to center, 5 inches; lantern, 4½x6½ inches; back plate, 4½ inches. Venetian glass. Burnt brass or black.

No. 3D-1915—\$7.25

Same as above only made for center light.



No. 3D-1906—Lantern,  
\$8.70

Hammered effect, crystal roughed cylinder 4x6 inches. Finished burnt brass or dead black. Length, 24 inches.



No. 3D-1913—Hammered Effect Side Bracket, \$4.70

Back plate, 4½x6½ in.; extension, 5 x 2½ in. Fitted with selene glass shade. Burnt brass or black.



No. 3C-1907—Lantern,  
\$8.70

Extends 5 inches to center of lantern; back plate, 4½x8 in.; lantern body, 3½x7x6½ in.; top, 8 in. Roughed glass. Finished black or verde green.



No. 3D-1903—Ceiling Light, \$1.45  
With 60-watt Fer Lux glass shade and porcelain receptacle.



No. 3C-1905—Hammered Effect Side Bracket Lantern, \$8.35

Back plate, 4½x6½ inches; extension to center, 5 inches; hexagon lantern, 4½ inches diameter. Burnt brass or dead black.

# Aladdin Electric Fixtures Designed FOR Livingroom-Diningroom-Library



No. 3D-2000 —  
3-light Shower.  
\$7.25

With cast ornaments. 12 inch plate; length, 15 inches. 3-light, with silkene shades.

No. 3D-2009—\$9.00  
Same as above only made of 14 inch plate and 4 lights. 3 lights around and 1 in center of plate.



No. 3D-2002  
Laurel Leaf  
Ceiling Shower.  
\$4.35

Length, 16 inches, with 12 inch oval plate and laurel shades.



No. 3D-2006—Candle  
Bracket, \$2.55  
With silk shade.



No. 3D-2007—Colonial  
Side Bracket, \$4.75  
With silkene shade.



No. 3D-2001—3-light  
Shower, \$11.60  
With 12 inch plate  
cast ornaments and  
reed and ribbon shades.  
Length, 34 inches.



No. 3D-2003—4-light Colonial  
Fixture, \$12.60

With cast arms. Length, 34 inches. Serenite shades.



No. 3D-2004—4-light Candle  
Fixture, \$13.50  
With cast arms, linen shades.  
Length, 34 inches.



No. 3D-2005—4-light Colonial  
Shower, \$12.50  
With cast arms. Silkene shades.  
Length, 34 inches.



No. 3D-2008—Laurel  
Leaf Bracket, \$3.60  
With cast arm and  
laurel shade.



# Aladdin Electric Fixtures Designed For Livingroom-Diningroom-Den



No. 3D-2035—Ivorylite Semi-indirect Bowl, \$7.60  
11x10 inches. Brown tone.

No. 3D-2036—\$9.00.  
Same as above only bowl size 15 $\frac{1}{2}$ x14 inches.

No. 3D-2037—Carara Bowl, \$8.00  
With inside floral decoration.  
Bowl, 11x10 inches.

No. 3D-2038—\$9.35  
Same as above only bowl size 15 $\frac{1}{2}$ x14 inches.



No. 3D-2032—Semi-indirect Bowl and Shower Arms, \$9.00  
Selenite satin bowl, 12 inch length, 34 inches.



No. 3D-2030—Ceiling Bowl, \$5.80  
Laurel band and 10 inch floral bowl.  
Natural colors, blue, pink or yellow.



No. 3D-2039—Empire Silk Shade and Pendant Hanger, \$7.95  
Length, 36 inches; shade, 16 inches.

No. 3D-2040—\$5.70  
Same as above only shade 20 inches. Shades furnished, old gold or old rose. Can also be made in any sizes at special prices.



No. 3D-2031—Semi-indirect Laurel Bowl, \$5.35  
10 inches; length, 34 inches.



No. 3D-2041—\$2.45  
Side Bracket and Silk Shade.



No. 3D-2033—Semi-indirect, \$6.00  
10 inch, beautifully hand painted inside, floral design bowl. Length, 34 inches.

No. 3D-2034—\$5.80  
Same as above only plain bowl, without decorations.

# Aladdin Electric Fixtures Designed For Livingroom-Diningroom-Reception Hall



No. 3D-2027—Side Bracket, \$5.10  
With hand colored floral shade.



No. 3D-2025—Semi-indirect,  
Enselite Bowl, \$9.40  
14 inches, with glass tassel.  
Very heavy, marble effect bowl.  
Length, 34 inches.



No. 3D-2023—Semi-indirect Bowl,  
\$5.80  
Selenite satin, 12x10 inches;  
length, 34 inches.

No. 3D-2024—\$7.25  
Same as above, only bowl 14x12  
inches.



No. 3D-2022—4-light Semi-indirect and  
Shower Arms, \$10.00  
Selenite reed and ribbon bowl, 16x16 inches.  
Length, 34 inches.



No. 3D-2026—Semi-indirect, Floral  
Bowl, \$6.50  
10 inches. Natural color flowers,  
blue, pink, or yellow.  
Length, 34 inches.



No. 3D-2028—Oval Laurel  
Bracket, \$3.95  
With natural color floral shade,  
blue, pink or yellow.



No. 3D-2020—Semi-indirect, Ivory-  
lite Bowl, \$7.60  
10x11 inches. Length, 34 inches.  
No. 3D-2021—Semi-indirect, Ivory-  
lite Bowl, \$9.00  
14x15 1/4 inches. Length, 34 inches.

# "HOMECRAFT" REFRIGERATOR

## AN INEXPENSIVE HOMECRAFT REFRIGERATOR


AN INEXPENSIVE REFRIGERATOR, made of Ash throughout with Golden Oak finish and solid brass trimmings. The case is well made, in fact, the same workmanship, care and careful inspection are given this, as our most expensive refrigerator.

While most of our refrigerators can be furnished with rear icing arrangement, this one cannot be furnished in that way, this on account of the top icing.

THE INSULATING consists of a dead air space between the two walls lined with non-conducting sheathing.

THE LINING consist of galvanized iron plain or white enameled in the provision chamber, and galvanized iron in the ice compartment.

THE ICE CAPACITY is figured on the basis of the weight of a piece of ice of the same dimensions of the ice compartment, with 25% deducted from this to allow for difference in the shape of a piece of ice.



Catalog No.	Width	Depth	Height	Enamel Galvanized Lined	
				Lined	Lined
4D-2160	19 3/4 in.	14 1/2 in.	39 in.	\$5.50	\$7.75
4D-2162	22 1/2 in.	14 1/2 in.	40 1/2 in.	10.50	9.40
4D-2164	23 3/4 in.	15 1/2 in.	42 in.	12.95	11.75
4D-2166	25 1/2 in.	18 1/2 in.	44 in.	14.70	13.25
4D-2168	27 1/4 in.	19 1/2 in.	47 in.	18.60	16.80

### GENERAL MEASUREMENTS

Catalog No.	Ice Compartment	Provision Compartment	Ice Capacity	Weight
4D-2160	14x11x 9 in.	18x11x14 in.	30 lbs.	90 lbs.
4D-2162	19x10x10 in.	19x11x15 in.	40 lbs.	110 lbs.
4D-2164	17x11x11 in.	19x12x15 in.	50 lbs.	120 lbs.
4D-2166	19x14x12 in.	21x14x17 in.	75 lbs.	145 lbs.
4D-2168	20x15x13 in.	23x15x19 in.	100 lbs.	160 lbs.


## THE MOST POPULAR STYLE REFRIGERATOR ON THE MARKET **17.45**

In this we show a refrigerator, the type of which has become very popular. The same general construction as is used in our higher priced refrigerators is carried out in this, that is, the same high grade finish, the same hardware and the same care in insulating. The material, however, of which they are made is Ash.

THE PROVISION CHAMBERS in each of these refrigerators are built along one side and beneath the Ice Compartment, thus insuring the highest amount of good derived from every pound of ice consumed.

THE ICE COMPARTMENT is lined with heavy galvanized iron, is well insulated and the cushion frame on which this lining is supported insures a long life. The ice capacity is based on the weight of a piece of ice of the same general dimensions as the ice compartment. From this 25% is deducted to allow for difference in the shape of the pieces of ice which you may get.

REAR ICING ARRANGEMENT can be furnished for this refrigerator at an extra cost of \$3.95. Bear in mind that when you have a rear icing arrangement opening outdoors, that for practically 6 months of the year you can leave that door open and thus save buying any ice.



Catalog No.	Width	Depth	Height	Enamel Lined	Galvanized Lined
4D-2160	20 in.	17 in.	41 in.	\$19.20	\$17.45
4D-2192	30 in.	19 in.	44 in.	21.95	18.95

### GENERAL DIMENSIONS

Catalog No.	Ice Compartment	Provision Compartment	Ice Capacity	Weight
4D-2190	12x12x15 in.	12x12x 9 in. } 12x12x27 in. }	60 lbs.	160 lbs.
4D-2192	12x14x19 in.	12x13x10 in. } 12x13x30 in. }	80 lbs.	175 lbs.

# "HOMECRAFT" TABLE-TOP, SIDE-ICING REFRIGERATOR



Made for  
Rear Icing  
When So  
Ordered

Galvanized  
Iron, White  
Enamel or  
Porcelain  
Lining.



Solid Oak  
Case, Bronze  
Hardware,  
Nickel  
Plated.

Round  
Corners,  
Table-Top,  
Insulation  
The Best.

**\$21.35** FOR THIS LARGE SIDE-ICING  
"HOMECRAFT" REFRIGERATOR

**THE CASE** is made of solid oak, inside case of odorless and tasteless lumber, matched and clamped together, well nailed and glued, and fastened to oak cleat. The outside case, made of oak, is nailed and glued to the cleats which bind the inner case.

**THE ICE CHAMBER** is lined with heavy galvanized iron and is equipped with a cushion frame, thus insuring a long life.

**THE PROVISION CHAMBERS** are down one side and below the ice chamber. They are large and roomy, and we believe our porcelain enamel lined refrigerators are the best ever offered regardless of price.

**THE FINISH** is obtained by applying a coating of liquid wood filler. This in turn is finished with three coats of water proof varnish. The inside finish is neat and sanitary, containing many features covered by patent.

**THE SHELVES** are made of heavy woven wire with a strong steel frame, all heavily coated with tin, thus making a strong, odorless, non-corrosive shelf.

**THE HARDWARE** is of the latest and most approved type, easily operated with one hand, and a positive gravity catch. Made of solid bronze heavily nickel plated.

Catalog No.	Width, in.	Depth, in.	Height, in.	Ice Comp., in.	Provision Comp., in.	Ice Cap Weight, lbs.	Galvanized lbs.	White Enamelled	Porcelain Enamelled	
4D-1190	30	19	44	12x14x18	13x13x20 13x13x9	80	200	\$21.35	\$23.60	\$29.40
4D-1192	32	19	45	13x15x19	14x14x31 14x14x10	100	225	23.10	25.65	32.60
4D-1194	35	20	46	15x15x20	15x15x32 15x15x10	115	250	25.60	28.10	35.95
4D-1196	38	21	48	16x16x21	16x16x34 16x16x11	130	275	28.35	31.30	39.75



The rear icing arrangement which is explained in detail on the preceding page, can also be furnished with any refrigerator shown on this page. This is absolutely the nicest way of handling the refrigerator, as you entirely eliminate the necessity of the ice man tracking dirt and water through the kitchen. The cost is very nominal. Any refrigerator shown with rear icing doors, for, **\$3.95** additional to the quoted price.....



# Aladdin Homecraft Built-in Fixtures

## China Cabinets Buffets Kitchen Cabinets

### ALADDIN HOMECRAFT BUFFETS

are designed with the object of giving the most convenience combined with the most artistic effects. They are made either of clear yellow pine or oak, and are sent out by us in the white, that is, unfinished. We furnish all hardware as shown. Finished glazed with leaded glass as shown or glazed with plain double strength glass.

- No. 2A-20—Yellow Pine, Glazed clear double strength glass ..... **\$39.75**  
 No. 2A-21—Yellow Pine, Glazed Leaded Crystal glass ..... **\$42.75**



Size, 6 ft. 6 in. wide by 5 ft. 6 in. high, depth, 18 in. This cabinet has three large and four small drawers and two doors, three strong shelves in each side section. Best quality Bevel plate glass mirror above shelf. This case when finished to conform with the other woodwork in a home will harmonize with nearly any style of furniture. Price, F. O. B. shipping point; weight, 375 lbs.

- No. 2A-22—Selected Oak, Glazed Double strength glass ..... **\$41.25**  
 No. 2A-23—Selected Oak, Glazed Leaded Crystal glass ..... **\$44.75**

### "HOMECRAFT" BUILT-IN BUFFET



A well proportioned "Homecraft" built-in side board or buffet has been very popular wherever offered. It is 4 ft. 6 in. wide and 7 ft. high, 14 in. deep. Has a bevel plate mirror back in opening over counter shelf, four drawers and one closet space in bottom section.

- No. 2A-24—Yellow Pine, glazed, clear double strength glass ..... **\$26.50**  
 No. 2A-25—Yellow Pine, glazed leaded Crystal glass ..... **\$28.75**  
 No. 2A-26—Selected Oak, glazed, clear double strength glass ..... **\$28.50**  
 No. 2A-27—Selected Oak, glazed leaded Crystal glass ..... **\$31.50**

If side casing, base blocks and cap trim, as shown are wanted, add for Yellow Pine, 70c; Oak, \$1.45.

### "HOMECRAFT" BUILT-IN BUFFET



A "Homecraft" Buffet which is just what the name indicates. The result of a Craftsman's labor. It stands 7 ft. high, and is 5 ft. wide; depth, top section, 14 in.; bottom section, 18 in. Has four large linen drawers in center of base section and two smaller drawers on the sides, suitable for silver ware, etc. One large and two small bevel plate mirrors in each buffet. Wt 390 lbs.


- No. 2A-30—Y. P., glazed clear double strength glass **\$37.25**  
 No. 2A-31—Y. P., glazed, leaded Crystal glass ..... **\$39.00**  
 No. 2A-32—Selected Oak, glazed clear dbl. strength glass ..... **\$39.75**  
 No. 2A-35—Selected Oak glazed, ld. Crys. glass **\$41.75**

### "HOMECRAFT" KITCHEN CABINETS



This Aladdin "Homecraft" kitchen cabinet should be seen to be fully appreciated. It is 7 ft. high and 5 ft. wide, has three drawers, a flour bin and a closet in bottom section and two large glazed doors covering three shelves in top section. Top section is 12 in. deep, bottom section 16 in. deep. Complete with hardware, as shown. Sent out to be finished to conform with the other woodwork in the room.

- No. 2A-35—Yellow Pine. Weight, 325 lbs. .... **\$27.25**  
 No. 2A-36—Selected Oak. Weight, 350 lbs. .... **\$29.25**



Large built-in Kitchen Cabinet, with over all 6 feet height 7 feet; depth of top section 12 in., of bottom section 16 inches. The shelf space above is covered with four doors, glazed with double strength glass. This section has two shelves as shown running full width of cabinet. Bottom section is equipped with 5 drawers, one cupboard and one large flour bin. Case

- shipped out complete with all hardware as shown. This Cabinet is built for corner of a room with one end against the side wall.  
 No. 2D-132—Yellow Pine ..... **\$32.75**  
 No. 2D-134—Oak ..... **\$3.75**



# ALADDIN Homecraft Built in Fixtures Colonnades-Bookcases-Buffets


"HOMECRAFT" COLONNADE NO. 2D-80



We show herewith a new Colonnade. While inexpensive, it is attractively designed. The octagonal fluted pedestal bases with the fluted column above, the ornamental caps and panels between the columns and casing all make a very attractive Colonnade. The column bases are 6 1/2 inches in diameter. Columns proper taper from 5 to 5 1/2 in. Price for Colonnade up to 8 ft., 4 3/4 in. wide, to 9 ft., high.

No. 2D-80—Yellow Pine ..... **\$17.50**  
No. 2D-82—Oak ..... **\$18.50**

"ALADDIN" ARCH NO. 2D-1




This "Homecraft" Bookcase Arch has been used in thousands of homes and in every case given perfect satisfaction. The cases are 2 1/2 ft. wide, the columns 9 in. square. Made of Yellow Pine or Selected Oak, not yet varnished, but complete with hardware and beveled glass doors as shown.

No. 2D-1—Yellow Pine Arch ..... **\$37.50**  
No. 2D-1—Selected Oak Arch ..... **\$40.00**

50% and hardware and side and back casings are charged for extra as follows: Yellow Pine, \$2.00; Selected Oak, \$2.50.

## "ALADDIN HOMECRAFT"

The space next the fire place has long been devoted to use as a convenient nook for the book shelves. Aladdin designers have struck a happy combination in the cases illustrated here. It is planned to be adaptable to a twelve or fourteen foot room as priced by the widening or narrowing of the trim boards at sides. For anything between a fourteen foot and a sixteen foot room add \$5. Note that the top of bookcase continues across the top of fireplace, incorporating the mantie shelf.



## MANTEL BOOKCASE

Prices of Book Cases including Mantle Shelf.

No. 2D-40—As shown in photographs. Double doors, three shelves and two drawers below, one on each side, plain glass ..... **\$43.50**

No. 2D-42—Same as above, but with beveled glass ..... **\$49.50**

No. 2D-44—As illustrated, but without drawers below, plain glass ..... **\$34.25**

No. 2D-46—Same as 2D-44, but with beveled glass ..... **\$40.00**

All of above prices in Yellow Pine or Fir. If desired in Oak, add \$3.00.

"HOMECRAFT" SIDEBOARD NO. 2D-86



A plain but very attractive type of built-in sideboard or buffet. Extreme width is 5 ft., height to main top 4 ft., and projects 16 in. from the wall. Has 4 half width drawers and one full width drawer, 2 cupboards as shown. The price includes all hardware as shown. Case is shipped out unfinished to be finished by the customer to match other woodwork in the room. May be used in a new home or old home.

No. 2D-86—Yellow Pine ..... **\$28.60**  
No. 2D-88—Clear Oak ..... **\$29.85**

"HOMECRAFT" COLONNADE NO. 2D-84




Another design of Colonnade. The posts or columns being 7 1/2 in. in diameter at the base, tapering to 5 in. at the top. Composition caps are 6 in. high. The base brackets above the columns extend 20 in. from the wall to upper casings and rest on 1 1/2 in. high and 2 1/2 in. thick on the under side. The panel between columns and casings is 16 in. wide and 20 in. high. Prices quoted cover all to finish up to 9 ft.

No. 2D-84—Yellow Pine ..... **\$23.50**  
No. 2D-86—Clear Oak ..... **\$24.25**

# Aladdin *Homecraft* Buffets

## *Built-in-Fixtures*



### HOME-CRAFT BUFFET NO. 2D-100

A beautifully designed Built-in Buffet for a new home or can be used in an old home with very little rebuilding. In fact can be placed against the wall without removing any plaster or lath.

The Buffet has four Cupboards above with leaded glass windows and two large cupboards in the pedestals and two small ones beneath the drawers. Has imported bevel plate glass mirror in recess beneath the main top and upper cupboards. Top being 14 inches deep and balance a 4 inch recess 12 inches deep, thus the main top extends 4 inches in front of the Cabinet proper.

This Buffet is shipped out complete with all hardware including the bolts, door catches, drawer pulls, etc. The hardware, however, is not fitted to the case. This case can be furnished in sizes up to seven feet wide by seven feet high. Sent out in the white to be finished to conform with the balance of the woodwork in the room.

No. 2D-100—Yellow Pine ..... \$58.50  
No. 2D-102—Oak ..... 59.75

### HOME-CRAFT BUFFET NO. 2D-120

A very complete Built-in Buffet and China Cabinet, 5 ft. wide and 7 ft. high made to set in a recess 14 in. deep. Top section has 2 shelves as shown. Bottom section has 6 drawers and 2 cupboards. Has imported bevel plate glass mirror as shown. Sent out in the white unfinished.

No. 2D-120—Yellow Pine, glazed with clear glass..... \$31.50  
No. 2D-122—Yellow Pine, glazed with leaded glass..... 32.50  
No. 2D-124—Glazed with plain glass..... 33.25  
No. 2D-126—Glazed with leaded Crystal glass..... 34.25

The above prices complete with all hardware as shown. Extra for trim, Yellow Pine, \$0.75; Oak, \$1.50.



### HOME-CRAFT BUFFET NO. 2D-110

Our plainest built-in Buffet intended to set in recess in wall, that is the sides are not finished. Can be used in a new home or in your old home. The top has one large cupboard equipped with two shelves as shown. The recess is 14 in. deep. The bottom cupboards contain 2 full length drawers and 2 small drawers. The total width of this cabinet is 3 ft. 6 in., and the height is 7 ft. Shipped out by us complete with all hardware, hinges, catches, shelf supports and drawer pulls. Furnished in the white or unfinished.

No. 2D-110—Yellow Pine ..... \$19.80  
No. 2D-112—Selected Oak ..... 20.95

Extra for trim as shown consisting of base blocks, side casing and cap trim, Yellow Pine, \$0.75; Oak, \$1.50.



### HOME-CRAFT BUFFET NO. 2D-128

A most attractive Buffet and China Cabinet combined which will harmonize with the interior decorations in nearly any home and at the same time will harmonize with the furnishings of nearly any room, as the general lines of the Cabinet are not distinctive to any type of furniture.

The large China Cabinet space at top of the Cabinet is covered by four leaded glass doors, 14 in. deep, has two shelves as shown. The bottom of the Cabinet is 18 in. deep, has six drawers and four cupboards, cupboard space being covered by four plain paneled doors.

This Cabinet is complete to set in recess in the wall, furnished complete with all hardware as shown. The recess between upper and lower section is backed up by a French bevel plate glass mirror. This case is 5 ft. wide and 7 ft. high.

No. 2D-128—Yellow pine ..... \$38.75  
No. 2D-130—Selected Oak ..... \$40.50

Extra for complete trim including side casing, base blocks and cap trim, Yellow Pine, \$0.70; Oak, \$1.50.



THE ALADDIN COMPANY BAY CITY MICHIGAN

The Aladdin Company, Bay City, Michigan.

# "ALADDIN" DISAPPEARING STAIRWAY

AN ATTIC OR BUNGALOW STAIRWAY THAT ABSOLUTELY DISAPPEARS.




**HOW TO UTILIZE WASTE SPACE:** When arranging floor space it is often found that a stairway will take up too much space, this being more especially so in bungalows, or for attic stairs in two-story homes. The "Aladdin" stairway was designed to enable the builder to provide a maximum number of square feet of floor space with a maximum of convenience and efficiency. The stairway consists of a strong well built flight of stairs, which is attached to the end trimming in the ceiling. It is quickly and easily attached and its advantages are apparent to anyone.

**OUT OF THE WAY**—When the stairway is not needed, it is compactly folded up in the ceiling. There is nothing visible but a neat panel, finished to match the rest of the woodwork of the room. It is ready for use at a moment's notice, but still gives you full use of all the room. When needed, a slight pull on a chain provided for that purpose, will bring the stairway down complete with hand rail ready for immediate use. It is down to stay until no longer desired or needed, when it can be quickly put out of sight, with but slight impulse on the part of the operator

The distance from front edge of stair horse to landing, when stairs is down on floor,  
 8 ft. ceiling is 6 ft. 6 in.  
 8½ ft. ceiling is 6 ft. 11 in.  
 9 ft. ceiling is 7 ft. 3 in.  
 10 ft. ceiling is 8 ft. 0 in.

**\$35.50**

For Stairway Complete. Anyone can install it.



The frame is not furnished. This is shown to represent the Joists. Price covers only Panel and Stairs.

**EASY TO OPERATE.** When stairs are not in use, they are rolled half way up on the panel (they work on rollers.) A very slight push is all that is required. A spring barrel concealed under the landing does the work. When the stairs is thus pushed up on the panel, our system of counter balance does the rest; that is, swings it up into the ceiling. A child can operate it.

**THE MOST WONDERFUL THING ABOUT** this stair is its simplicity. As before stated, absolutely all that is in sight when the stair is not in use, is a neat panel in the ceiling, which can be finished in harmony with the balance of the woodwork.

**SOME OF ITS USES:** The "Aladdin" stairway can be used in any structure, for lofts in homes and tenement buildings, in stores and office buildings; in bungalows, summer cottages, to roof gardens, etc.; to replace hatchways in yachts, launches and steamships; in fact, in any kind of a structure on land or sea.

The large cut at top of page shows the stairs let down for use. The second cut shows the stairs shoved up on the panel. The counterbalance now swing it into place as shown in cut at bottom of the page.

Place opening for stairs so that the end of stair horse, when raised in the attic, will clear ceiling or rafters. Measurements from landing to end of stair horse, when raised to close, is 5 ft. 5 in. for an 8 ft. ceiling, and 6 ft. 8 in. for a 10 ft. ceiling.


## FULLY GUARANTEED

The stairway is shipped with the panel in the white. The stairs is stained and waxed and is fully and unconditionally guaranteed to give satisfaction, when properly installed, and if found otherwise than described by us, they may be returned and we will refund full purchase price. Furnished in yellow pine with a panel of either yellow pine or oak.



Stairway when not in Use.

Catalog No.	Height Ceiling	Oak Panel	Yellow Pine Panel
2A-1100	7 ft. 6 in.	\$37.50	\$35.50
2A-1102	8 ft. 0 in.	38.00	36.00
2A-1104	8 ft. 6 in.	38.50	36.50
2A-1106	9 ft. 0 in.	39.00	37.00
2A-1108	9 ft. 6 in.	39.50	37.50
2A-1110	10 ft. 0 in.	40.00	38.00



Panel in Ceiling—looking up.

SEND FOR OUR 1918 CATALOG OF "ALADDIN" READI-CUT HOUSES AND BUNGALOWS. IT CONTAINS MANY NEW AND ARTISTIC DESIGNS WHICH ARE SURE TO INTEREST YOU.

### OUR "COLONIAL" MANTEL

This most attractive White Mantel is offered by us at a remarkably low price, and we do not hesitate to say that anyone purchasing this outfit will get more than their money's worth.



The finish is pure white. We cover it thoroughly with 3 coats of white lead and pure linseed oil. The reason we do not give it the finish coat of white enamel before sending it out from the factory, is that enamel being so hard and brittle would be very liable to get damaged in shipment.

The height is 4 ft. 4 in. Width 5 ft. The tile opening is 42 inches wide and 42 inches high. Tile projection, 4 inches.

As furnished by us these mantels are ready to install. No special chimney or flue is needed. In fact, if furnished with Outfit No. 2 any person with ordinary intelligence can place it; no special tools, skill or extra material being required.

This grate will burn any kind of fuel, hard or soft coal, coke or wood, and is absolutely clean. Requires the removal of ashes but once daily.

- |  |                |
|--|----------------|
| 3D-906—Mantel with woodwork<br>only .....  | <b>\$17.75</b> |
| 3D-908—Mantel with tile for hearth and facing and outfit<br>No. 1, as shown on<br>page 138 ..... | <b>\$33.95</b> |
| 3D-910—Mantel with tile for hearth and facing and outfit<br>No. 2, as shown on<br>page 138 ..... | <b>\$43.00</b> |



### **\$13<sup>95</sup>** OUR CRAFTSMAN MANTEL


Our Craftsman Mantel is made of thoroughly seasoned air and kiln dried Oak, this being an essential feature in making a mantel which will stand, be durable and keep perfect joints. The standard finish for all Oak Mantels is Golden. The plank top is heavy, supported by three brackets as shown.

- |   |                |
|---|----------------|
| No. 3D-918—Mantel, woodwork<br>only .....   | <b>\$13.95</b> |
| No. 3D-920—Mantel, with tile facing and<br>hearth and grate outfit<br>No. 1 ..... | <b>\$27.25</b> |
| No. 3D-922—Mantel, with tile facing and<br>hearth and grate outfit<br>No. 2 ..... | <b>\$39.25</b> |

### **\$25<sup>50</sup>** OUR STANDARD MANTEL

Made of selected quarter sawed Oak with a 16x36 plate glass mirror between the top and the shelf. At the right hand end of the illustration we show an end view of this mantel, which will give a very clear idea of the finished appearance of this mantel.

- |   |                |
|---|----------------|
| No. 3D-930—Mantel, woodwork<br>only .....   | <b>\$25.50</b> |
| No. 3D-932—Mantel, with tile facing and hearth<br>and grate outfit<br>No. 1 ..... | <b>\$41.25</b> |
| No. 3D-934—Mantel, with tile facing and hearth<br>and grate outfit<br>No. 2 ..... | <b>\$46.95</b> |



# GRATES AND ANDIRONS MODERN ARTISTIC MASSIVE


## OUR GRATE OUTFIT NO. 1

as shown in the cut, consists of frame, basket, ash screen and summer front. The summer front is made of heavy sheet shown on the preceding pages. In the steel, stamped in artistic designs, as complete mantel outfits, the frame, basket and ash screen are made of heavy cast iron. The frame has a double Electro plated finish, and is furnished in either Oxidized Copper or Oxidized Brass finish. The basket grate is 20 in. wide. The outside dimensions of the grate frame are 24½ in. wide by 30¼ in. high. No fire brick or back tile is included with this outfit, but simply the frame, basket and ash screen. In the cut on the right hand side of page, we show the method of laying brick and tile for this outfit. All necessary equipments aside from these are furnished by us.

3D-935—Grate Outfit No. 1.....\$8.25



Sectional View No. 1



Interior View No. 1


## GRATE OUTFIT NO. 2

This Outfit No. 2, being built all in one piece, sets in the fire place just like a stove and requires no fire brick.


**YOU SAVE THE LABOR OF LINING THE FIRE PLACE** with brick; simply make the opening to fit this grate, and when it is in place, you will have no trouble in building the throat of the chimney to throw the heat into the room.

**THE EQUIPMENT IS FRAME MOUNTED.** As shown, basket and ash screen, and upper and lower dampers with which your fire can always be regulated. The basket has dumping bottom; size of the grate is 20 in. Outside dimensions of frame are 24½ in. wide, 30¼ in. high.

3D-936—Grate Outfit No. 2 .....\$13.25




Side View No. 2




Interior View No. 2

## "HOMECRAFT" BASKET GRATES



This grate is 24 in. wide and 6 in. deep at the lowest point, made of heavy cast iron. It has a dump grate bottom and is large enough for any ordinary room.

No. 3D-1129—24 in. Grate, as described... **\$4.75**



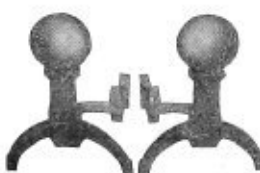
This is a strictly Colonial pattern basket grate. It is 28 in. wide and 6 in. deep, is made of solid cast iron, and is fully mounted as shown in the cut. Has a dump grate bottom, thus easily cleaned. Weight, 28 lbs.

No. 3D-1130—28 in. Grate, as described... **\$6.25**



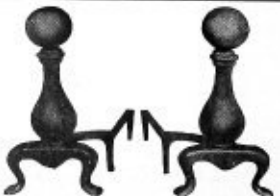
This grate is 20 in. long and 6 in. deep. When set out, is set up as shown in the cut. Made of solid cast iron, painted black. Has a dump grate bottom, thus easy to clean. Weight, 40 pounds.

No. 3D-1131—20 in. Grate, as described... **\$3.95**



No. 3A-925—These Andirons are 13 in. high, with open back and full ball ornament. Made in cast iron with wrought iron finish.

Price, Per Pair ..... **\$3.90**



No. 3A-927—This very attractive design Andiron, 18 in. high, made of cast iron, finished in black. A perfect imitation of hand hammered iron. Price,

Per Pair ..... **\$6.80**



No. 3A-929—Heavy square Andirons, 14 in. high, made on strictly Colonial lines, of cast iron, with wrought iron finish.

Price, Per Pair ..... **\$6.50**



# "ALADDIN" PLASTER BOARD

**\$1.80 PER SQUARE**


**NOT A SUBSTITUTE FOR PLASTER  
BUT AN IMPROVED PRACTICAL  
FORM IN WHICH TO USE PLASTER.**

We do not claim that our "Aladdin" plaster board is a substitute for plaster. We claim much more, however. We claim that it is a practical, improved form in which to use plaster. The construction is as shown in the cut at the lower left hand corner; that is four layers of heavy felt paper and three layers of hard white plaster. We claim for this construction many advantages over old time-honored plaster. It is as near fire proof as plaster can be made. It is sound proof and is 30 per cent warmer than ordinary plaster. Can be put on in any kind of weather and the big feature is the economy in applying.

**FIRE PROOF**—By actual test "Aladdin" plaster board has withstood 1700 degrees of heat, applied to the center of a sheet of the board. The peculiar construction, that is the pressure under which the board is placed in the making, drives the plaster into the fiber of the paper, thus making it a part of the plaster and at the same time, giving it its fire resisting qualities.

**SOUND PROOF.** To ordinary plaster, which is considered a non-conductor of sound, we add four layers of heavy felt paper, which in itself is also a non-conductor of sound. (Heavy felt paper being used all over the world as deadening felt.) Thus in the combination of these two non-conductors of sound, we claim to have a sound proof plaster board.

**WARMER.** In building a home, you naturally in thinking of something to make it warm, use a layer of paper on your boxing, which is correct. With our "Aladdin" plaster board we give you four layers of paper around each room. By actual test a house lined with "Aladdin" plaster board requires 18 per cent. less fuel than the same house in which lath and plaster have been used. We have letters from satisfied customers in nearly every state, who have used our plaster board, all of whom seem to be more than pleased, and we can, therefore, say that it gives universal satisfaction. Being a non-conductor of heat, we claim that our plaster board will keep your house warmer in winter and cooler in summer than any other form of plaster.




Showing method of applying "Aladdin" Plaster Board

**EASY TO APPLY.** The greatest feature of this plaster board is the ease in which it can be applied. The sheets are 32x36 inches. Can be used on **studding placed 16 or 18 inches apart** and is nailed directly to the studding. For nailing, use  $1\frac{1}{4}$  inch nails with large heads. Space the sheets of plaster board  $\frac{1}{4}$ -inch apart and space the nails from 4 to 6 inches apart. Use a common hand saw to cut the sheets where necessary.

**AFTER YOU HAVE COVERED** the room with the board in this way, use our **plasto-filler** for filling in the space between the sheets of plaster board. **Or better still,** put a putty coat or hard plaster finish directly on the plaster board. In either case you can paint, kalsomine or use wall paper on the walls. We show at the bottom of the page, a room in one of our "Aladdin" houses finished with wall paper over "Aladdin" plaster board.

No. 2A-550—"Aladdin" Wall Board, \$1.80  
per 100 square ft.....

No. 2A-552—Plasto-Filler (use 10 lbs. for ordinary room), per lb.....\$0.02




Showing a sample of "Aladdin" Plaster Board



Showing a room in which our "Aladdin" Plaster Board was used and covered with ordinary wall paper

# William and Mary Period Living Room Furniture



## William and Mary Period Late XVIII Century

as reproduced by Aladdin Homecraft designers

William and Mary Period furniture has become so popular during the past few years that we are devoting this, the first page of our furniture section to the most popular William and Mary Period Living Room Suite that it was possible for us to secure. The origin of William and Mary Period furniture was in the year 1688. At that time and for about 14 years following, it was popular on account of Queen Mary and her Dutch husband William of Orange. From that time on, however, it has been popular on account of its gracefully built, sturdy and substantial lines and we believe that today, there are more pieces of William and Mary Period furniture being sold than ever before in the history of the world.

In this Suite we offer a truly wonderful bargain. The type is true to the period for which it was designed. The proportions are absolutely true and the finish is all that could be expected in furniture selling from two to three times the price that we are asking for this.

The Table is 26 inches wide, 38 inches long with small drawer as shown. The posts or legs are turned the entire length, also having turned feet. The paneled ends and shaped top all add to the distinctive and dignified appearance of the Suite.

The Settee is 48 inches long, 19 inches deep, height of back 22½ inches, height over all 40 inches. The paneled or slatted back, straight stretcher and curved arms are all distinctive of the period for which this Suite was made.

The Straight Chair. The dimensions of which are as follows: Width of seat 19½ inches, depth of seat 18 inches, height of back 22½ inches,

height over all 40 inches. The curved arms, turned posts, slatted back and finish are all distinctive of the period for which this furniture was made.

The Rocker is of exactly the same dimensions as the straight chair. The only difference being in this having rockers and being 2 inches less in height than is the straight chair.

Finish. Suite can be furnished in Oak, either finished Fumed or Jacobean or can be furnished in Birch finished Mahogany dull.

Upholstering. The upholstering material used on this Suite is genuine imported Tapestry, sample of which will be sent to you upon request.

The Suite in finish, workmanship, design and general appearance is worthy of a place in any home no matter how expensive and we feel certain that our customers will agree with us that the Suite is a genuine bargain at price at which we offer it.

No. 4D-2800—The Table .....	\$11.45
No. 4D-2802—The Settee, as described .....	\$16.95
No. 4D-2804—The Straight Chair, as described .....	\$8.60
No. 4D-2806—Rocking Chair, as described .....	\$8.60
No. 4D-2808—The Suite, consisting of Table, Settee, Straight Chair and Rocker .....	\$44.75

This Suite can be furnished upholstered in best grade imitation leather at same price as quoted above. If preferred in this way, kindly mention so in ordering.

# Homecraft Living Room Furniture



**Mission Period late XIX and XX Century**

*Reproduced by Aladdin Homecraft Designers*

**A**N inexpensive Mission Type Living Room Suite consisting of Settee, Arm Chair and Arm Rocker. In this Suite there are distinctive features which certainly make it more attractive than the ordinary Mission Type furniture sold so generally, principle of these being heavy posts, brackets under the arms and belted back cushions. General dimensions are as follows:

**Chair and Rocker** width of seat 20½ in., depth of seat 19½ in., height of back from seat 21½ in., height over all 37 in.

**The Settee** width of seat 30 in., depth of seat 18 in., height of back from seat 22 in., height over all 37 in.

**Finish** This Suite is sent out regularly in the Fumed Oak Finish but if preferred by our customers can be finished in Golden Oak. In either case, it is finished dull or waxed.

**Upholstering** Can be finished in either imitation or genuine leather.

Prices are as follows:

No. 4D-2770—Arm Chair, Imitation Leather .....	\$6.95
No. 4D-2772—Rocker, Imitation Leather .....	\$6.95
No. 4D-2774—Settee, Imitation Leather .....	\$15.20
No. 4D-2776—Three piece Suite, Imitation Leather.....	\$28.50
No. 4D-2778—Arm Chair, Genuine Leather.....	\$8.75
No. 4D-2780—Rocker, Genuine Leather.....	\$8.75
No. 4D-2782—Settee in Genuine Leather.....	\$19.75
No. 4D-2784—Three Piece Suite in Genuine Leather.....	\$36.50



**Queen Anne Period XVII Century**

*Reproduced by Aladdin Homecraft Designers*

**A**VERY popular Queen Anne type three piece Living Room Suite consisting of Settee, Arm Chair and Rocker. The loose cushions and panel back with cane filler together with the truly Queen Anne type of furniture makes a very attractive Suite and one which is very inexpensive at the price which we are quoting. The general dimensions are as follows:

**Chair and Rocker** width of seat 19½ in., depth of seat 19½ in., height of back 23 in.; height over all 39½ in.

**Settee** width of seat 48 in., depth of seat 21½ in., height of back 21 in. Height over all 39 in.

**Finish** This Suite is made of clear Birch finished Mahogany dull. This finish is


as truly a part of the Queen Anne type furniture as are the posts which are so distinctive of that period.

**Upholstering** We can furnish the Suite upholstered in either best grade Imitation leather or Tapestry but unless otherwise specified will always furnish it in Tapestry.

No. 4D-2790—Arm Chair upholstered in Tapestry.....	\$9.85
No. 4D-2792—Rocker, upholstered in Tapestry.....	\$9.85
No. 4D-2794—Settee, upholstered in Tapestry.....	\$19.75
No. 4D-2796—Three piece Suite upholstered in Tapestry.....	\$37.75

The price for this Suite upholstered in Imitation leather will be the same. If preferred in this way, kindly advise when ordering.

# Homecraft Living Room Furniture



**QUEEN ANNE Period XIII Century**  
REPRODUCED BY ALADDIN HOMECRAFT DESIGNERS

**A** BEAUTIFULLY designed and extremely well proportioned Queen Anne Living Room Suite. In this Suite, we call particular attention to the depth of seat in Chairs and Settee. The general dimensions are as follows:


**Chair and Rocker** Width of seat 20 in., depth of seat, 22½ in., height of back 21 in., height over all 37 in.

**The Settee** Width of seat 68 in., depth of seat 25½ in., height of back 20 in., height over all 36 in.

**The Finish** This Suite is made of Clear Birch finished Mahogany dull. The general appearance of the Suite is rich in the extreme and we feel safe in saying that the average retail price of the Suite which could compare with this would be 50 to 60 per cent more than the price which we ask.

**Upholstering** The Suite is upholstered in genuine imported Tapestry of exceptional good grade. In requesting samples of this Upholstering, would be glad to have you mention this Suite.

No. 4D-2820—Rocker .....	\$19.50
No. 4D-2822—Chair .....	19.50
No. 4D-2824—Settee .....	47.50
No. 4D-2826—Three Piece Suite consist- ing of Settee, Chair and Rocker.....	<b>\$84.00</b>



**WILLIAM & MARY Period XVI Century**  
REPRODUCED BY ALADDIN HOMECRAFT DESIGNERS

**T**HE most attractive and most perfectly designed Living Room Suite ever offered. Every detail has been worked out in this Suite to make it a perfect type of the period for which it was designed. The arched back, curved arms, stretchers, bell trimmings on the legs or posts, in fact every little detail has been worked out to make this a perfect type of the William and Mary Period. The width and depth, the side flaring seat and deep overstuffed upholstery make an extremely comfortable as well as beautiful appearing Suite of furniture.

**The Chair and Rocker** 23½ in. wide, 23 in. deep, height of back 19½ in., height over all 34 in.

**The Settee** is 56 in. long, depth of seat is 23 in., height of back 19 in., height over all 33 in.

**Finish** Suite is made throughout of solid Mahogany, finished dull. Has cane filled panels on each arm and in the center of back of Settee.

**Upholstering** The Suite is upholstered in Velour beautiful grade. Sample of which will be furnished upon request.

No. 4D-2830—Chair .....	\$33.50
No. 4D-2832—Rocker .....	33.50
No. 4D-2834—Settee .....	55.00
No. 4D-2836—Suite consisting of one Settee, one Chair and one Rocker.....	<b>\$119.00</b>

On account of the furniture shown on this page being more expensive than the ordinary, we wish to particularly emphasize our absolute and binding guarantee of satisfaction assured or money refunded. Do not hesitate to order this furniture and feel perfectly sure that if it is not up to your expectation in every way, that you may return same and we will gladly refund full purchase price.

# 6 Special Aladdin Homecraft Designs

# In Full Upholstered Living Room Rockers



4D950

**A**LL of the Rockers shown on this page are fully equipped with spring seat and back and well padded and made up in every way as well as Rockers selling from 50 to 100 per cent more than the price at which we offer these. The material used in upholstering is known as "Japantel" which we believe is the very best Imitation Spanish Leather possible to secure.

We will gladly send samples of this upholstering material upon request. In asking for such samples, kindly mention this page Number to insure your receiving the proper samples. Width and depth of seat is in every case exactly the same being 20x20 in. Every Rocker shown on this page is fully guaranteed to be exactly as shown and described. The only difference in price for any of these Rockers is accounted for by the extra amount of labor required in upholstering or extra amount of material in the form.

No.	Height of Back	Price
4D-950	-25 in.	\$9.95
4D-952	-25 in.	5.95
4D-954	-25 in.	10.25
4D-956	-28 in.	11.25
4D-958	-27 in.	11.10
4D-960	-25 in.	11.90



4D952



4D956



4D954



4D958



4D960



# Overstuffed Tapestry Rockers

# At Half Regular Retail Prices



4D2590  
\$14.95

At no time in history has Tapestry been so popular as during the past few years. We feel certain that the attractive appearance and attractive values of Tapestry coupled with their wonderful wearing qualities insure their being in vogue for a number of years.

No. 4D-2590—Overstuffed Living Room Rocker, width of seat 19½ in., depth of seat 19½ in., height from seat 22½ in., height from floor 34 in. Upholstered in best grade imported

Tapestry ..... \$14.95

No. 4D-2592—Overstuffed Bed Room rocker upholstered in imported Cretone, width of seat 17 in., depth of seat 19½ in., height from seat 21 in., height from floor 31 in. .... \$11.50

No. 4D-2594—Overstuffed Bed Room Rocker upholstered in best grade imported Cretone. Width of seat 17 in., depth of seat 21 in., height from seat 22 in., height from floor 30 in. .... \$11.75

No. 4D-2596—Overstuffed Living Room Rocker, width of seat 18½ in., depth of seat 19½ in., height from seat 22½ in., height from floor 34 in. Upholstered in best grade imported Tapestry ..... \$16.50

No. 4D-2598—Overstuffed Living Room winged Rocker. Width of seat 17½ in., depth of seat 20 in., height from seat 24 in., height from floor 35 in., upholstered in best grade imported Tapestry ..... \$16.75

No. 4E-2600—Overstuffed Day or Lounging Room Chair. Width of seat 21 in., depth of seat 21 in., height from seat 27 in., height from floor 40 in., upholstered in best grade imported Tapestry ..... \$24.95



4D2594  
\$11.75



4D2592  
\$11.50



4D2598  
\$16.75



4D2596  
\$16.50



4E2600  
\$24.95



# "Homecraft" library tables

**WILLIAM AND MARY**




Solid Oak William and Mary Type Period Library Table. Has a main top 26x38 in., is 30 in. high, has a magazine shelf or book-rack running across the bottom between the posts. Has bell shaped turned posts or legs with three panels or slats at each end. This table is made of Oak finished Fumed or Jacobean or in Birch finished in dull Mahogany. Kindly state which when sending order.

No. 4D-2810

**\$11.50**

**JACOBEAN**



A large, well proportioned Jacobean Library Table, handsomely designed and beautifully finished and worthy of a place in any home. The spiral twisted legs or posts with square cap and feet, the top apparently suspended between these and the paneled ends are all marks which would be found in very high priced tables, but rarely in a table selling at anywhere near our price. Top is 26x40 in. Finished Fumed or Early English.

No. 4C-4087—Library Table

**\$10.90**

**WILLIAM AND MARY**



A massive well proportioned William and Mary Period Library Table. We feel safe in saying that this is the most beautiful table of this particular type ever offered. Has main top 28x48 with large drawer and bookshelf or magazine rack beneath. The massive spiral turned posts or cane filled panels at either end of the bookshelves give a very pleasing effect and rich appearance to the table. Made of solid Oak finished either Fumed or Jacobean or in Birch finished Mahogany. State which when ordering.

No. 4D-2812—William and Mary Library Table

**\$28.75**

**JACOBEAN**




The most beautiful Library Table of the type ever offered. The top is 28x48 in., with a large drawer beneath, a magazine shelf with a book shelf at each end adds materially to the appearance. The cane panels at each end of the book shelves make the appearance very pleasing. The finishes are Fumed and Early English. Golden Oak can also be furnished.

No. 4C-4089—Jacobean Library Table

**\$26.95**

**MISSION**



A Mission type Library Table with a book shelf at each end. Main top is 28x46 in. Made of heavy Oak throughout. Heavy square posts, large, roomy drawer and magazine shelf below. A well made and well proportioned table, beautifully finished in Fumed Oak, Early English or Golden Oak.

No. 4C-4091—Mission Library

Table

**\$15.95**

# Homecraft Fibre Furniture



4A-2102



4A-2100



4A-2112



4A-2104



4A-2108



4A-2110



4A-2106

This furniture is absolutely unbreakable. All open work and interweaving fibres have steel wire centers. These fibres, to all appearance, are the same as the balance of the fibres used in the construction, but thru the center of each is a premier steel wire. Therefore we guarantee that this is the strongest woven furniture on the market.

Widely known as **Bungalow Furniture**, and is unequalled for attractive designs, durability and wearing qualities. It is woven by hand into the dainty and comfort-insuring designs as shown. Is not affected by heat or moisture, and has a finish that will not scratch, splinter or show the effects of hard usage.

**Proof of the strength of Fibre Furniture** is found in the fact that the Interstate Commerce Commission recently made a ruling whereby the freight classification on fibre furniture is one-third less than on ordinary reed furniture. This is conclusive proof that it is stronger than any form of reed furniture.

**The Finish.** "Homecraft" Fibre Furniture is finished regularly in **nut brown**, which is adaptable to any decorative scheme. If you prefer, we can furnish at the same price, **natural green** or **gray**. We can also furnish any piece finished **old ivory**, **verde green**, or any of the enamel finishes for \$1.00 extra.

4D-2100—Table, Fibre top, weight, 16 lbs. ....	\$4.75	4D-2106—Chair, weight, 14 lbs. ....	\$3.95
4D-2102—Rockers, weight, 16 lbs. ....	\$5.75	4D-2108—Rockers to match, weight, 16 lbs. ....	\$3.95
4D-2104—Table, Oak top, weight, 19 lbs. ....	\$6.60	4D-2110—Settee to match, weight, 28 lbs. ....	\$6.10
		4D-2112—Rockers, weight, 16 lbs. ....	\$4.30

# HOMECRAFT FIBRE PORCH SUITES.



We show here a possibility of porch arrangement with a suite of our "Homecraft" fibre furniture. The designs are more attractive than any fibre or reed furniture now on the market. Utmost care has been taken in selecting pieces which will harmonize in every way.

**The Swing** is 5 ft. long and beautifully designed. Has a solid top, back with open work at bottom and beneath the arms.

**The Basket** is 18 in. square and 8 in. deep. Is a very attractive addition to porch furnishing. Equipped with a zinc basin.

No. 4D-2200—The Swing, each ..... \$13.70  
 No. 4D-2202—The Table, each ..... 8.65  
 No. 4D-2204—The Basket, each ..... 3.30

**The Chair, Rocker and Settee** are made to flat arms. Backs are 34 in. high. Chairs are 29 in. wide and settee 48 in. wide.

**Finishes** Standard finish is nut brown. Natural gray or green can be furnished, if so requested, at the same price.

No. 4D-2206—The Chair, each ..... \$9.25  
 No. 4D-2208—The Rocker, each ..... 9.45  
 No. 4D-2210—The Settee, each ..... 14.15



Another possible porch arrangement with "Homecraft" fibre furniture. This furniture is not confined to porch use only, but is used largely in living rooms, dens, offices, etc.

**The Swing** is 5 ft. long. Has an oval back and flat arms and is, we believe, the strongest porch swing on the market.

**The Table** is 29½ in. high. Top is 29 in. in diameter. Top is quarter-sawed Oak, finished to conform with balance of table.

No. 4D-2212—The Swing, as shown ..... \$16.10  
 No. 4D-2214—The Table, as shown ..... 7.25  
 No. 4D-2216—The Chair, which matches settee... 8.75

**The Chair, Rocker and Settee** are made to conform with balance of the suite.

**Finishes** The standard finish is nut brown, but natural or gray can be furnished at no additional cost, if so requested.

No. 4D-2218—The Rocker, which matches settee... \$8.75  
 No. 4D-2220—The Settee ..... 14.55  
 No. 4D-2222—The Odd Rocker ..... 10.90

# Aomecraft Fibre Furniture



A large roomy Fibre Davenport, seat being 22 inches deep, 72 inches long; back, 23 inches high. The back arms and wings being fully upholstered in Cretonne; has a full spring seat with loose cushion. A very attractive and well made Davenport.

NO. 4D-938 ..... \$39.50



Chair to match Settee 4D900 on opposite page. Depth of seat, 19 inches; width of seat, 23 inches; height of back, 20 inches. Upholstered in best grade Cretonne. Sample sent upon request.

NO. 4D-902 ..... \$10.65



Rocker, to match chair No. 4D-902 and Settee No. 4D-900. Depth of seat, 19 inches; width of seat, 20 inches; height of back, 20 inches. Upholstered in best grade Cretonne. Samples sent upon request.

NO. 4D-904 ..... \$10.75




An inexpensive Fibre Rocker upholstered in very best grade Cretonne. Samples of upholstery and finish of Rocker will be furnished upon application.

NO. 4D-906 ..... \$8.40



An attractively designed Fibre Rocker with full upholstered back, spring seat and loose cushion covered in best grade Cretonne. Depth of seat, 18 1/2 inches; width of seat, 20 1/2 inches; height of back, 21 1/2 inches.

NO. 4D-908 ..... \$9.40



An extremely simple Sewing Chair with spring seat and loose cushion, one pocket arm, upholstered in best grade Cretonne. Sample sent upon request.

NO. 4D-910 ..... \$9.35




Fibre Rocker. Has spring seat, loose cushion and flat arms. Covered in Cretonne. Depth of seat, 19 inches; width of seat, 19 inches; height of back, 22 inches.

NO. 4D-912 ..... \$9.35




Spring seat with loose cushion. Depth of seat, 18 in.; width of seat, 19 in.; height of back, 21 in.

NO. 4D-914 ..... \$9.75



Upholstered back, spring seat, loose cushion covered in Cretonne. Depth of seat, 22 in.; width of seat, 21 in.; height of back, 25 in.

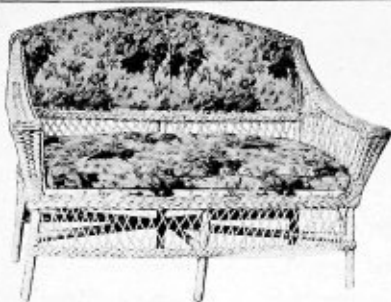
NO. 4D-916 ..... \$9.75



Fibre Day Bed—Length, 60 in.; width, 22 in.; height, 16 1/2 in.; with loose cushion, two rolls and pillow as shown.

NO. 4D-918 ..... \$21.25

# Upholstered in Highest Grade Cretonne



The dimensions of this Settee are: Depth of seat, 19 inches; width of seat, 42 inches; height of back, 19 inches, and upholstered in best grade Cretonne. A companion piece to 4D-902 and 4D904 shown on opposite page.

NO. 4D-900 ..... \$16.70



Fibre Bedroom Rocker with upholstered back, spring seat and loose cushion. Depth of seat, 18 in.; width of seat, 20 in.; height of back, 18 in.  
NO. 4D-922 ..... \$10.00



A full upholstered winged Rocker with spring seat and loose cushion. Depth of seat, 18½ in.; width of seat, 20½ in.; height of back, 21¼ in.  
NO. 4D-924 ..... \$9.75



The Chair shown above, together with Rocker next and Davenport at top of page 16 form a very rich appearing three-piece Suite. Spring seat and loose cushion. Depth of seat, 19 in.; width, 21 in.; height of back, 24 in.  
NO. 4D-930 ..... \$16.10



This Rocker, together with the Chair to the left and davenport shown top of page 16, form a three-piece suite. The back wings and arms are fully upholstered, has a full spring seat with loose cushion, covered with best grade Cretonne.  
NO. 4D-932 ..... \$16.25



Fibre Chaise Lounge. Has a full upholstered back and headrest, spring seat and cushion, is 21 inches wide, 50 inches long height of back is 42 inches. Upholstered in Cretonne.  
NO. 4D-929 ..... \$28.95

Rocker covered in Japanese Cretonne. Full upholstered back, spring seat with loose cushion. Seat, 19x21 in.; height of back, 22 in.  
NO. 4D-926 ..... \$12.25



Has full spring seat with loose cushion and half upholstered back as shown. Samples of Cretonne and finish of fibre furnished upon request. Depth of seat, 19 in.; width of seat, 20 in.; height of back, 20 in.  
NO. 4D-934 ..... \$15.95



An extremely rich appearing winged Rocker, upholstered in best grade Cretonne, full spring seat with loose cushion; depth of seat, 19 in.; width of seat, 21 in.;  
NO. 4D-928 ..... \$14.30



One more popular designed Novelty Fibre Rocker. Has half upholstered back and sides with full spring seat and loose cushion covered in best grade imported Cretonne. Depth of seat, 20 in.; width of seat, 22 in.; height of back, 20 in.  
NO. 4D-936 ..... \$15.75



# Homecraft Tapestry Covered Rockers



4B-2132



4B-2140



4D-2143



4D-2135



4B-2144



4B-2136



4B-2138



4B-2146



4B-2148



4B-2150

The very latest and most popular designs in tapestry covered fibre furniture. Every chair being neck height and having shaped backs. The frames are built around Oak Seats and doweled in each corner.

All seats have nine steel coils, tied two ways and reinforced with three grooved steel strips.

All cushions have muslin pads beneath the tapestry, making possible for the housewife to remove covers for the purpose of cleaning.

No. 4D-2130—Table, 29 in. high. Top, 24x36 in. .... \$15.00

No. 4D-2132—Rocker, Back, 26½ in. high. Seat, 19½ in. wide.... \$9.95

No. 4D-2135—Rocker, Back, 27 in. high. Seat, 19½ in. wide.... \$10.15

No. 4D-2136—Chair, Back, 25 in. high. Seat, 19 in. wide.... \$14.10

No. 4D-2138—Rocker, Back, 25 in. high. Seat, 19 in. wide.... \$14.10

No. 4D-2140—Settee, Back, 25 in. high. Seat, 38½ in. wide.... \$25.75

No. 4D-2143—Rocker, Back, 23 in. high. Seat, 18½ in. wide.... \$10.20

No. 4D-2144—Rocker, Back, 24½ in. high. Seat, 19 in. wide.... \$12.45


No. 4D-2146—Rockers, Back, 25 in. high. Seat, 20 in. wide.... \$15.15

No. 4D-2147—Settee to match, 4 ft. long ..... \$30.75

No. 4D-2148—Rocker, Back, 22½ in. high. Seat, 16½ in. wide.... \$12.25

No. 4D-2150—Rocker, Back, 23 in. high. Seat, 18½ in. wide.... \$13.50

Standard finish is nut brown. However, natural green or gray can be furnished at the same price, or for an extra charge of \$1.00 for each piece we can finish in "Old Ivory," "Verde Green," or in any of the enamel finishes.



4B-2130



# Homecraft Tapestry Fibre Furniture

No. 4D-2286 — Chair  
16 match writing desk  
shown here. Back, 19½  
in. high. Seat 15 in.  
wide.  
Price .....\$6.90



No. 4D-2276—Head  
height Tapestry Up-  
holstered Rockers,  
with loose cushion  
containing nine coil  
springs. The back of  
this rocker is 30½ in.  
high, the seat 19½ in.  
wide.  
Price .....\$13.85



No. 4D-2272—Flat  
Armed Tapestry Up-  
holstered Rocker, one  
arm being made in  
basket form, for mag-  
azines, sewing, etc.  
Loose spring cushion.  
Back is 23 in. high,  
seat 19½ in. wide.  
Price .....\$12.70



No. 4D-2284—Ladies'  
Writing Desk, made of  
fibre with quarter  
sawed Oak top and  
book shelves at side.  
Height, 29½ in. Top,  
20x32 in.  
Price .....\$14.85



No. 4D-2275 — Very  
attractively designed  
Upholstered Fibre  
Rocker with chair or  
settee to match. The  
rocker and chair have  
seats 19½ in. wide.  
The settee is 38 in.  
wide. Back, 26½ in.  
high.  
Price, Rocker or  
Chair, each...\$12.00  
Price, Settee....\$3.75



No. 4D-2280 — Large,  
roomy seat, shaped  
back, loose cushion.  
Tapestry covered Fibre  
Rocker. Back, 21 in.  
high. Seat, 20½ in.  
wide.  
Price .....\$15.15



No. 4D-2278—Fibre  
Fireside Rocker, with  
back and wings up-  
holstered. Loose  
spring cushion, one  
basket arm. Back, 27  
in. high. Seat, 19½  
in. wide.  
Price .....\$18.50




No. 4D-2279—Beau-  
tifully proportioned  
high back Fibre Side  
Rocker, with loose  
spring cushion. Solid  
woven sides and open-  
work wings. Back, 30  
in. high. Seat, 20½ in.  
wide.  
Price .....\$20.75



No. 4D-2276 — Head  
height Tapestry Up-  
holstered Fibre  
Rocker. Loose spring  
cushion. Back and  
arms upholstered.  
Flat arms. Back is  
28½ in. high. Seat  
is 19½ in. wide.  
Price .....\$18.60



No. 4D-2282—High  
backed attractively de-  
signed Tapestry Up-  
holstered Fibre Rocker,  
worthy of a place in any  
room in the home. Back  
is 28½ in. high. Seat,  
21½ in. wide.  
Price .....\$21.75



No. D-2288—Fibre Table  
with quarter-sawed Oak  
top and shelf. The shelf formed out to make the  
table convenient for writing, magazine or station-  
ery baskets at ends. Height, 27 in. Top, 25¼ x 47  
in. Price .....\$20.35

FOR FINISHES, SEE FIRST PAGE OF  
FIBRE FURNITURE.

# Homecraft Fibre Breakfast and Tea Suites



The most attractive and best proportioned Breakfast Room Suite on the market, low in price, but strong and serviceable. A simple, low priced set of the kind will add more to the appearance of a home than twice the amount of money spent in some conventional furniture. Nor is a suite of this kind restricted to the breakfast room, as an unlimited number of them are sold every day for summer homes, clubhouses, etc.

**The Table** is 48 in. in diameter, 29 in. high, has a quarter-sawn Oak top, finished to conform with balance of suite.

**The Chairs** are made with low backs, thus when they are placed under the table, the backs come even with the top of the table.

No. 4D-2240—The Table ..... \$14.30  
 No. 4D-2242—The Chairs (each) ..... 4.60

**The Finishes** The standard finish is nut brown, which conforms with any decorative scheme. We however, suggest natural gray finish with the table top finished in Kaiser gray, if such finish would not interfere with balance of color scheme in room in which it is used. Nut brown will be furnished, unless otherwise specified.

No. 4D-2243—The suite (consisting of 1 table and 4 chairs) ..... **\$32.50**



Showing a possible arrangement for a Tea or Breakfast Room or for clubhouse, summer home, or year round home dining room, this suite is very popular, and justly so; the proportions of the table and chairs are perfect, and they are strong and serviceable, finished in natural gray, with a Kaiser gray table top, makes a very handsome appearance. The prices are reasonable, therefore, within the reach of anyone who owns a summer home. This as well as all pieces of "Homecraft" furniture is covered by our binding guarantee of **Satisfaction or Your Money Back.**

**The Table** has a top 38x48 in., and has two drop leaves, which when up, are firmly supported by a leg bracket. The table, closed, is shown in the lower right hand corner.

No. 4D-2246—The Table ..... \$18.75  
 No. 4D-2248—The Chairs (each) ..... 6.10

**The Chairs** are 23 in. high and 17 in. wide. Beautifully designed, strong and graceful.

**Finish** always furnished in nut brown, unless otherwise specified.

No. 4D-2250—The suite, (table, 4 chairs) ..... **\$42.75**



## FIBRE FURNITURE FOR DINING OR LIVING ROOM



This very attractive Dining Room Suite was originally intended for the breakfast room, but we have sold a great many of these combinations for Summer homes and in many cases for year around use. The furniture is as strong as it is possible to build furniture of this type. The shapes are very attractive and the suite is extremely attractive, described in detail as follows:

**The Table** has a top 54 inches in diameter made of quarter sawed oak. The bottom is full woven fibre as shown in the cut, brass ferrules on all feet.

**The Chairs** have full woven backs. The back posts are reinforced as shown, and double spreaders across bottom, making the chairs exceptionally strong.

**The Sideboard** has a main top 22x36 inches and it is 42 inches high, has a large linen or silver drawer as shown and a full length shelf below for dishes.

**The Tea Wagon** has an oak tray top and a basket tray below. Two large wheels behind and a movable castor wheel in front. All wheels have rubber tires.

4D-780—Table as described .....	\$23.30	4D-792—Tea Wagon .....	\$15.75
4D-791—Chairs, each .....	6.20	4D-794—Suite consisting of Table, Sideboard, Tea Wagon and four Chairs .....	84.50
4D-792—Sideboard .....	21.50		

## FULL-UPHOLSTERED FIBRE CHAISE LOUNGE



**The Chaise Lounge** has become very popular during the last few years. The most popular as well as the most ornamental, is the woven fibre lounge. This is true because fibre lends itself to any shape thereby forming the most comfortable as well as the most attractive in appearance. This is 60 inches long over all, upholstered in genuine imported tapestry.

4D-790—Chaise Lounge, finished gray, nut brown or green .....	\$27.50
Finished in enamel colors .....	28.65

# Homecraft Breakfast Room Furniture

*White Enameled Hand Colored Decorations*



**I**N this our White Enamel Breakfast Room Suite, we show a most attractive and withal an extremely unique departure in this line. Breakfast Room furniture has become very popular within the course of the last five or six years. New decorated White Enamel furniture has become more popular during the last two or three seasons.

We believe that this Suite as shown created more comment during the last furniture exhibitions than any Breakfast Room Suite shown. On account of Breakfast Room furniture being a modern departure, it would be nearly impossible to design a Suite which would hold true to any period.

The Suite consists of Breakfast Room Table with drop leaves, Buffet, Serving Table, China Cabinet and four Chairs.

**The Table** has a main top 30x50 inches, with two drop leaves as shown at bottom of page. The Buffet has main top 29x50 inches with one full width drawer and two small drawers below the top and two small silver drawers above main top.

**The Buffet** has main top 19x52 in., has two drawers for silver above the main top, and two half length and one full length drawer below main top.


**The Serving Table** has a main top 18x38 inches with one small drawer.

**The China Cabinet** has a main top 15x34 inches, 63 inches high over all, has two shelves, glass in doors being set in to ornamental openings.

**The Dining Chairs** are very ornamental and add greatly to the general appearance of this Suite.

**The Finish** is Old Ivory, each piece decorated with hand colored decorations, adding greatly to the general appearance of this Suite.

No. 4D-2550—Table as described.....	\$18.75
No. 4D-2552—Buffet, as described.....	27.25
No. 4D-2554—Serving Table, as described.....	12.15
No. 4D-2556—China Cabinet, as described.....	23.00
No. 4D-2558—Chairs, as described.....	9.30
No. 4D-2560—Complete Suite consisting of Buffet, China Cabinet, Serving Table, Breakfast Room Table and 4 Chairs .....	\$115.00



# Homecraft Dining Room Furniture **\$86<sup>00</sup>**

*Nine Piece Suite*



## Adam Period XVIII Century As Reproduced by ALADDIN HOMECRAFT DESIGNERS



**F**OR thirty years immediately following the Chippendale Period, the four Adam Brothers were the chief designers and the real authority on furniture, in fact, the influence exerted by the brothers Adam upon English furniture has been strictly in vogue ever since. The father of the Adams Brothers held the appointment of King's Mason in Edinburgh, from whom the older brothers no doubt inherited their architectural bent. About 1768, the brothers began the series of real estate and building operations which brought them into great wealth as well as fame.

In 1773, they began to publish engravings of their architectural work and furniture business. In this book were sixty-four plates given exclusively to business of furniture which have since been the inspiration for many Adam Period Suites, one of which we show in this.

An inexpensive, yet perfectly designed Adam Period Dining Room Suite, the pieces described in detail as follows:

**The Buffet** has a main top 22x54 inches, French Plate Glass mirror 8x48 inches, has one full length and three small drawers, and two cupboards for linens, etc.

**The China Cabinet** has a main top 17x44 inches, is 64 inches high, has three adjustable shelves, glass panel in each end as well as each side of the main door. Grill work extending down from the top about 14 inches gives rich and attractive appearance to this Cabinet.

**The Dining Table** 48 inches in diameter, extends to 6 feet long. Has 6 tapered legs, 4 of which are surmounted by carved motifs as shown. The two center legs having a straight spreader or brace.

**The Serving Table** has a main top 20x36 inches with a full width shelf below.

**The Dining Chairs** have a slip seat upholstered in Genuine Leather.

**The Arm Chair** being quite similar, but with the arms.

**The Finish** The Suite is made throughout of quarter sawed Oak finished in Golden Oak, Fumed or Jacobean. Each piece being varnished and rubbed makes a very rich appearing Suite throughout which would, anyway, be appreciated because of the low price which we quote. Shipped direct from the factory.

No. 4E-3400—Buffet .....	\$24.50
No. 4E-3402—China Cabinet .....	22.50
No. 4E-3404—Dining Table .....	15.50
No. 4E-3406—Dining Chairs, each .....	4.00
No. 4E-3408—Suite consisting of Buffet, China Cabinet, Dining Table and 6 Dining Chairs .....	<b>\$86.00</b>
No. 4E-3410—Serving Table, extra .....	\$9.50
No. 4E-3412—Arm Chair .....	6.25

# HEMOCRAFT DINING ROOM FURNITURE \$105<sup>00</sup>

## William and Mary Period Nine Piece Suite



William and Mary Period XVI Century  
Reproduced by ALADDIN HEMOCRAFT DESIGNERS



THE suite shown on this page is a striking example of the William and Mary Period furniture. The original design being produced in the Seventeenth Century.

The combination name given to this furniture was in honor of the rulers of the two countries from which the combination was made. That is, it typifies distinctive points of both Old English and Dutch furniture most popular in the Seventeenth Century. The name was for Mary, Queen of England, and her Dutch husband, William of Orange.

The suite as quoted at \$105.00 consists of Buffet, China Cabinet, Dining Table and Six straight back Chairs. The Serving Table and Arm Chair as shown in the cut being extra.

All of these pieces are made of figured Quarter Sawed Oak. The suite can be furnished in Fumed, Early English or Golden Oak finish.

The different pieces are described as follows:

**The Buffet** has a main top of 23x48 inches, is fitted with a bevel plate glass mirror 10x38 inches. Height over all is 57 inches. The main shelf above the mirror is supported by two turned posts, one at either end. The body is fitted with one long full length drawer and two smaller drawers for linen or silver. Also two cupboards with ornamental paneled doors. Weight is about 190 pounds.

**The China Cabinet** top is 18x45 inches, height over all is 65 inches. This is an especially attractive piece, having turned legs in front as shown in this picture. General appearance being very attractive. Weight, 150 pounds.

The whole suite can be furnished in Fumed, Early English or Golden Oak. Fumed being the practical finish for this type of furniture, as it typifies the period in which the original design was brought out.

This suite when sent out by us is well crated and we guarantee safe arrival. The prices quoted below are F. O. B. cars, factory in Indiana.

No. 4D-3350—Buffet .....	\$31.50
No. 4D-3352—China Cabinet .....	26.60
No. 4D-3354—Dining Table .....	22.25
No. 4D-3356—6 Dining Chairs @ \$5.00 .....	30.00
No. 4D-3358—Suite consisting of Buffet, China Cabinet, Dining Table and 6 Dining Chairs .....	<b>\$105.00</b>
No. 4D-3360—Arm Chair .....	\$8.75
No. 4D-3362—Serving Table .....	13.75



# "HOMECRAFT" MISSION DINING ROOM FURNITURE



MISSION PERIOD LATE XIX AND XX<sup>TH</sup> CENTURY  
AS REPRODUCED BY  
ALADDIN HOMECRAFT DESIGNERS.

**M** ISSION STYLE FURNITURE will, no doubt, always be popular in this country. The origin of Mission furniture was in the old Missions of Arizona, New Mexico and California. One of the strongest arguments for Mission furniture is its adaptability to nearly any style of decoration. Its strength is another strong point in its favor. Our Mission furniture is made throughout of Oak, and the designs and workmanship are of the very best. The characters are always straight lines, heavy and massive construction. In this suite we offer an extremely attractive design of dining room furniture. Every detail has been worked out and the finished product will please the most fastidious.

**The Buffet** has a top, 22x48 in. The French plate glass mirror is 16x40. Has two small top drawers, one lined for silver and one large linen drawer at the bottom. The two cupboards are large and roomy, and are fitted with art paneled doors. The hardware used is as shown, of the inverted keystone type and conforms with the Mission style. This, as well as all the pieces in this set, are finished Fumed Oak.

**The China Closet** is plain Mission type, the style which in China Cabinets gives more available space, for holding and displaying china and cut glass, than any other style. The cabinet is 39 in. wide, 14 in. deep, 59 in. high. The glass in the ends are 8x40 in. each. Glass in the doors, 14x40 in. each. The hardware matches that used on balance of the furniture. Weight, 145 lbs.

**The Table** like the balance of the pieces in this suite, is Mission pattern. This is one of our most popular designs in dining room tables. The top is 42 in. in diameter. Has heavy 4-ply feet, 3 1/2 in. wide. Extends 6 ft. with solid pedestal. Described elsewhere as our No. 4A-202. Weight, 165 lbs.

**The Serving Table** This piece, being somewhat of a novelty, is not included in the set when so desired by our customers. It is 38 in. wide and 19 in. deep. Has one full length drawer with hardware to match balance of set. Weight, 85 lbs.

**The Chairs** are made to conform with the balance of the outfit, designed to stand the wear and tear of every day use. Made of quarter-sawn Oak, finished Fumed. The very best Mission chair on the market. Weight, per set of six chairs, 180 lbs.

No. 4D-810—Buffet, as described, each.....	\$27.00
No. 4D-811—China Closet, as described.....	21.25
No. 4D-812—Table, as described.....	14.30
No. 4D-813—Set of 6 chairs, as described.....	14.75
No. 4D-814—Complete set, including Buffet, China Closet, Table and six chairs. Shipping weight, 670 lbs. ....	<b>\$75.00</b>
No. 4D-815—Serving Table, not included in set.....	\$10.75

# WILLIAM & MARY PERIOD \$98.50

## DINING ROOM SUITE Nine Pieces



WILLIAM & MARY PERIOD DINING ROOM SUITE  
REPRODUCED BY ALADDIN HOMECRAFT DESIGNERS

**T**HE suite shown on this page is a striking example of the William and Mary period furniture. The original design being produced in the Seventeenth Century.

The combination name given to this furniture was in honor of the rulers of the two countries from which the combination was made. That is, it typifies distinctive points of both Old English and Dutch furniture most popular in the Seventeenth Century. The name was for Mary, Queen of England, and her Dutch husband, William of Orange.

The suite as quoted at \$98.50 consists of Buffet, China Cabinet, Dining Table and Six straight back Chairs. The Serving Table and Arm Chair as shown in the cut being extra.

All of these pieces are made of figured Quarter Sawed Oak. The suite can be furnished in Fumed, Early English or Golden Oak finish.

The different pieces are described as follows:

**The Buffet** has a main top of 23x50 in., is fitted with a bevel plate glass mirror 8x38 in. Height over all is 50 in. The main shelf above the mirror is supported by two turned posts, one at either end. The body is fitted with one long full length drawer and two smaller drawers for linen or silver. Also two cupboards with ornamental paneled doors. Weight is about 190 pounds.

**The China Cabinet** top is 16x40 in., height over all is 68 in. This is an especially attractive piece, having three turned legs in front as shown in this picture. General appearance being very attractive. Weight, 150 pounds.

The whole suite can be finished in Fumed, Early English or Golden Oak. Fumed being the practical finish for this type of furniture, as it typifies the period in which the original design was brought out. This Suite when sent out by us is well crated and we guarantee safe arrival. The prices quoted below are F. O. B. cars, factory in Indiana.

No. 4D-2886—Buffet .....	\$27.50
No. 4D-2888—China Closet .....	21.00
No. 4D-2890—Dining Table .....	24.75
No. 4D-2892—Dining Chairs, each .....	4.75

(All of the above furnished with this suite.)


No. 4D-2894—Suite consisting of the nine pieces described above .....	<b>\$98.50</b>
No. 4D-2896—Arm Chair as shown above, each .....	\$7.95
No. 4D-2898—Serving Table as described above .....	12.25

**The Serving Table** has a main top 19x36 in., is 41 in. high. Has one long full length drawer for linen or silver and a full length shelf underneath which adds greatly to the convenience. Weight about 90 pounds.

**The Dining Table** has a main top 48 in. in diameter, can be extended 6 feet. The legs at the largest part of the turning are 4½ in. in diameter, the stretchers are 1¾x2½ in. Six very ornamental legs support this table, making it one of the most attractive which we show.

**The Chairs** are made an exact match of the balance of this suite, having genuine leather slip seats. The front legs or posts being turned to match those of the balance of the suite. The weight being about 12 pounds each.

# Homecraft Dining Room Furniture



WILLIAM & MARY PERIOD  
REPRODUCED BY ALADDIN HOMECRAFT DESIGNERS

**F**URNITURE making is not only one of the oldest branches of man's handiwork but it is one of the noblest aids to architecture and has been recognized as such by the greatest architects. Every day we see good houses spoiled by bad or ill chosen furniture, and on the other hand, we see many discouraging and unsymmetrical houses in a large measure redeemed by furniture well chosen and wisely placed.

In this William and Mary Period Dining Room Suite, we show a Suite which will lend distinction to any home in which it is placed. In design, it is absolutely true to the period from which it was taken. The bell turnings on the legs, flat shaped stretchers, carved motifs and even the hardware with which the Suite is trimmed is absolutely true to the William and Mary Period.

The Suite consists of Buffet, without mirror, China Cabinet, Dining Table, Serving Table and Chairs described in detail.

**The Buffet** has a main top 22x60 in., is 46 in. high, has one full length drawer and 2 small drawers, also 2 cupboard doors. While the Buffet is shown without mirror, it can be furnished with a mirror back, mirror 8x54 in. for \$5.00 additional.

**The China Cabinet** has main top 17x43 in., stands 63 in. high with glass paneled ends and a full glass front. Equipped with three shelves giving ample display space for China or glassware.

**The Dining Table** is 48 in. in diameter, extends to 6 ft. has 5 posts or legs with large bell turnings and bun feet supported by flat shaped stretchers.

No. 4D-2840—Buffet without mirror .....	\$43.75
No. 4D-2842—Buffet with mirror .....	48.75
No. 4D-2844—China Cabinet .....	29.75
No. 4D-2846—Dining Table .....	26.25
No. 4D-2848—Serving Table .....	21.50
No. 4D-2850—Dining Chairs .....	each 5.50
No. 4D-2852—Arm Chair .....	each 7.75

No. 4D-2854—Suite consisting of Buffet, without mirror, China Cabinet, Dining Table, Serving Table, 5 Dining Chairs and one Arm Chair.... **\$149.50**

**The Serving Table** has main top 19x28 in., stands 40 in. high, has one full length drawer with shelf beneath. Front posts or legs have bell shaped turnings and bun feet, also shaped stretchers.

**The Dining Chairs** Upholstered in genuine leather, slip seat, front posts or legs with bell shaped turnings and bun feet.

**The Arm Chair** is an exact match for the regular Dining Chair having flat arms.

**Finish** Suite can be furnished in either Walnut or Mahogany. If in Walnut, will be finished in American Walnut dull. If in Mahogany, finished in dark Mahogany dull. Unless otherwise specified, this Suite will always be shipped out in Walnut.

# Homecraft Dining Room Furniture



## William and Mary Period XVI Century

Reproduced by Aladdin Homecraft designers

ONE of the greatest authorities on Period furniture in speaking of William and Mary Period Furniture, says:—

"William and Mary Period Furniture having been originated during the reign of Mary, Queen of England, and her Dutch husband, William of Orange, borrow largely from both the English and Dutch types of furniture. The Queen had excellent judgment in matters of furniture and in interior decorations and her taste, through its dominance in court circles, had great weight in setting styles for the whole kingdom. Of course with a Dutch ruler on the throne, and a consort who had assimilated Dutch ways and Dutch courtiers attending them, we are not surprised to find much of the massive Dutch in this Period Furniture."

In this Suite of William and Mary Dining Room furniture, we have drawn largely on the severely plain English line rather than the massive Dutch but without holding true to the better types of William and Mary furniture. The same authority quoted above says that, "Between the arrival of William and Mary and Queen Anne's accession, we can discern a marked increase in popular appreciation of refinement and simplicity."

Each piece of furniture which comprises this Suite is decidedly a work of art. Not only do we lay stress on the designing of this furniture, but also in the workmanship which is of the very best throughout.

In the material used which is carefully selected, we always keep in view the thought of getting the very best finished results.

The Suite consists of: The Buffet, with or without mirror, China Cabinet, Serving Table, Dining Table, 5 Dining Chairs and one Arm Chair, described in detail as follows:

**The Buffet** has main top 22x61 in., two half width drawers, one lined for silver, one full width drawer, two cupboard doors for linen. Furnished without mirror or with back as shown or with French Plate Glass mirror, 8x56 in.

**The China Cabinet** has a main top 15x40 in., glass beveled ends, beveled glass on each side of main door, large glass in the door. A full width drawer underneath the Cabinet proper.

**The Serving Table** has a main top 19x42 in., with two small silver drawers underneath, also shelf beneath the cabinet top.

**The Dining Table** has a main top 54 inches in diameter extends to 8 ft., 6 legs, center ones being supported

We have a limited supply of large photographs of the different pieces comprising this Suite which we will gladly send upon application. These photographs show in detail points impossible to bring out in reproduction shown above.

No. 4E-2570—Buffet, without mirror	\$42.00
No. 4E-2572—Buffet, with mirror 8x56 inches	54.35
No. 4E-2574—China Cabinet	37.25
No. 4E-2576—Serving Table	21.45
No. 4E-2578—Dining Table	42.90
No. 4E-2580—Dining Chairs	11.25
No. 4E-2582—Arm Chair	14.30
No. 4E-2584—Suite consisting of Buffet (without mirror), China Cabinet, Serving Table, Dining Table, 5 dining chairs and one arm chair.	<b>\$208.50</b>

by a stretcher. This ample legged table has every distinction of the period from which it was taken.

**The Dining Chairs** have cane filled backs, slip seat upholstered in imported Cretonne. The design of these chairs is extremely beautiful as well as comfortable.

**The Arm Chair** is similar in every way to the regular Diner with the exception of arms instead of plain sides.

**Finish** This Suite is furnished in American Walnut only, finished dull. We call your attention to the carvings and ornamentations shown on the cabinet work as well as on the Chairs and Table, all of which holds true to the period from which this design was taken.

# Sheraton Dining Room Suite \$130<sup>00</sup>



Sheraton Period Late XVIII Century  
Dining Room Suite  
Reproduced by ALADDIN HOMECRAFT DESIGNERS

**T**HIS STYLE OF FURNITURE was conceived during the late eighteenth century by Thomas Sheraton, who was perhaps the last of the great English designers who have left their names as originators of types of furniture which have become permanent works of art.

Our "Homecraft" designers, in adapting this Sheraton style to modern-day requirements, have followed the great originator very closely. Have eliminated entirely the curved lines which have been used in types of furniture called Sheraton style. In fact, this Aladdin Sheraton dining room suite retains only the simple, artistic straight lines of the original Sheraton.

A simple design of this kind is just as much in style to-day as it was one hundred years ago, and in ten, twenty, or one hundred years from now it will be still as popular, and with ordinary care can be perfectly good.

The suite is complete, consisting of the buffet, china closet, table, serving table and chairs.

**The Buffet** is a most artistic and attractive conception. The main top is 22x54 in., the bevel French plate glass mirror, 10x46 in. It has six legs tapering to the bottom, with spade feet, three large drawers (one lined for silver) through the center, and two roomy cupboards with slab doors, one at each end. The end panels are beautifully finished and the whole piece is a work of art.

The hardware is something different than usually found in medium-priced furniture. A rich, dull mahogany finish adds greatly to the appearance of this set.

**The China Closet** is an exact match—design, material, and finish—for the rest of this suite. The graceful but simple lines will appeal when you consider that one hundred years from now this set will be just as it is to-day. The main top is 17x39 in. The glass in doors is 14x42 in. and in the side 10x42 in. The cabinet is furnished with three adjustable shelves, and it is 64 in. high, furnished in dull mahogany.

No. 4E-1800—Buffet as shown, weight 225 lbs., price.....	\$40.00
No. 4E-1802—Buffet, with low back in place of mirror.....	32.75
No. 4E-1804—China Closet as shown, weight 195 lbs.....	24.25
No. 4E-1806—6-ft. Extension Table as shown, weight 185 lbs.....	27.00
No. 4E-1810—Chairs, (6 as shown, \$7.15 each).....	42.90
No. 4E-1812—Dining Room Suite, consisting of one buffet with mirror as shown, one china closet, one extension table and six chairs.....	\$130.00
No. 4E-1808—Serving Table as shown, weight 85 lbs.....	\$10.75

**The Chairs** are designed to conform with the balance of the dining room furniture. Finished in mahogany, equipped with a slip seat, covered with genuine leather. "Homecraft" construction throughout.

**The Extension Table** is simple, yet very artistic. It has six legs as shown, the two center ones being connected. The table top extends very slightly over the apron thus adding to the attractiveness. The main top is 48 in. in diameter and extends to 6 ft. long. Furnished in dull mahogany.

**The Serving Table** While serving tables are not so much in demand as are some other articles of furniture, yet there are many who wish an article of this kind; and, in fact, for a perfectly appointed dining room one is really necessary. This one has a main top 18x38 in., and is furnished with full length drawer, lower shelf, and low back as shown. Furnished in dull mahogany only.

The whole suite is well appointed, rich, simple, and tasty appearing, and will be a source of pleasure as long as used. Furnished in dull mahogany only, and shipped from factory in Wisconsin.

# Homecraft Dining Room Furniture



**Queen Anne period  
XVI Century**  
produced by Aladdin  
Homecraft designers

**Q**UEEN ANNE FURNITURE has certain clearly defined characteristics of form that enable one to distinguish it at once from other types. As we follow the history of furniture through the different periods that originated during the reign of Queen Anne, it seems always to have a sturdy wide awake appearance about it easily distinguished by shape of posts or legs, plain surface arrangement being largely confined to the familiar and favorite shell.

The Suite shown on this page is an equally well reproduced Dining Room Suite, all details even to the hardware having been worked out by our designers. The Suite as regularly furnished is made up of Buffet, China Cabinet, Serving Table, Dining Table and Chairs, each piece being a work of art in itself.

**The Buffet** has a top of 21x54 in., two small drawers, two large cupboards and one full length drawer, one of the small drawers being lined with plush for Silver. Can be furnished with a mirror 8x50 in. with a French Plate Glass mirror or without as preferred.

**The China Cabinet** has a main top 17x34 in. equipped with two shelves as shown. Both doors and both ends have full clear glass thus displaying the contents to the very best advantage.

**The Serving Table** has a main top 19x36 in. and one full length drawer for pens.

No. 4E-2500—Buffet, as described	\$45.75
No. 4E-2502—China Buffet, as described	32.20
No. 4E-2504—Buffet, without mirror but with back similar to that shown on Serving Table	35.75
No. 4E-2506—Serving Table, as described	18.00
No. 4E-2508—Dining Table, as described	44.50
No. 4E-2510—Dining Chair, as described	9.50
No. 4E-2512—Arm Chair, as described	12.75
No. 4E-2514—Dining Room Suite, consisting of one Buffet, with mirror, one China Cabinet, one Serving Table, one Dining Table, 5 Dining Chairs, and one Arm Chair.	<b>\$197.50</b>

We cannot say too much in praise of the design as well as workmanship and finish of this Suite. We believe it in every way equal to the average Dining Room furniture sold at more than double the price which we ask for this.

We want you to feel absolute confidence in sending us an order for this as we will willingly accept the return of any part of this Suite and cheerfully refund full purchase price if the furniture is not satisfactory in every way.


**BE SURE TO MENTION WHETHER MAHOGANY OR AMERICAN WALNUT IS WANTED.**



# OLD IVORY BED ROOM FURNITURE



4C-4323



4C-4320



4C-4324

**T**HIS beautiful Ivory White Bed-room Suite is made of clear maple, finished in ivory white of the very best. When we say that our ivory white enamel is the best, we mean just that. Because we have seen cases where this furniture, through carelessness in uncrating had received a heavy blow from a sharp hammer, leaving a deep indentation in the furniture, but without injury to the enamel. Each piece absolutely guaranteed.

**4C-4320**—Bed, 4 ft. 6 in. or 3 ft. 3 in. wide. 50 inches high. Weight, 120 lbs. ....\$16.50

**4C-4323**—Dresser, 20x40 inch top, 22x28 inch bevel plate glass mirror. Weight, 135 lbs. ....\$22.15

**4C-4324**—Chiffonier, 18x30 inch top, 12x18 inch bevel plate glass mirror. Weight, 105 lbs. ....\$17.15

**4C-4326**—Princess Dresser, 20x40 inch top, 18x36 inch bevel plate glass mirror. Weight, 115 lbs. ....\$21.45

**4C-4328**—Dressing Table, 18x22 inch top, 16x24 inch bevel plate glass mirror. Weight, 85 lbs. ....\$14.30

**4C-4330**—Commode, 18x30 inch top. Weight, 60 lbs. ....\$8.95


**4C-4332**—Writing Table, 18x32 inch top. Weight, 70 lbs. ....\$7.90

**4C-4334**—Dressing Table Chair, cane seat. Weight, 20 lbs. ....\$5.50

**4C-4336**—Straight Chair, cane seat. Weight, 23 lbs. ....\$4.95

**4C-4338**—Rocker, cane seat. Weight, 27 lbs. ....\$5.75

**4C-4340**—Night Stand, 14x15 inch top. Weight, 18 lbs. ....\$3.50



4C-4326



4C-4330



4C-4328



4C-4332




4C-4334



4C-4336




4C-4338



4C-4340


# Homecraft Bedroom Furniture



4D760



4D762



4D752



4D750

**A** SIMPLE yet attractively designed White Enamel Bed Room Suite at a very reasonable price. The Suite is made of clear Maple and finished in white enamel or Old Ivory. We show the Bed, Vanity Case, Dresser, Chiffonier, Dressing Table, Writing Desk and Chair. We quote them separately thus enabling our customers to select just such pieces as would be suitable for the space which they have. The pieces described in detail are as follows:

No. 4D-750—Bed, either 4 ft. 6 in. or 3 ft. 3 in. wide. Head 54 in. high, with ornamental border wreath decorations as shown..... \$18.95

No. 4D-752—Vanity Case. Main top 19x50 inches, with 2 pedestals each with tops about 15x19 inches. Has 2 plate glass mirrors 10x30 inches, one 20x32 inches. The side mirrors are hinged thus allowing for a full view..... \$47.75

No. 4D-754—Dresser. Main top 20x40 inches, with 2 small drawers and 2 full length drawers. One plate glass mirror 22x28 inches..... \$23.50

No. 4D-756—Chiffonier. Main top 20x32 inches with 2 small drawers and 4 full length drawers without mirror..... \$16.00

No. 4D-758—Chiffonier, with mirror. Top 20x32 inches. Plate glass mirror 16x20 inches. Main top being exactly the same as the Chiffonier without top..... \$21.50

No. 4D-760—Dressing Table. Main top 19x38 inches. Has one plate glass mirror 14x24 inches. Two 8x18 inch small mirrors being hinged to give full vision. One drawer extends full width of the Cabinet..... \$22.15

No. 4D-762—Writing Desk. Has two small stationery drawers above main top and one full width drawer below main top being 19x38 inches..... \$12.75

No. 4D-764—Straight Chair with cane seat..... \$5.95

No. 4D-766—Rocker with cane seat..... \$6.40



4D754



4D756



4D758



4D766




4D764

# OLD IVORY BED ROOM FURNITURE



4D-1860



4D-1880



4D-1862



4D-1864



4D-1868

All the furniture shown on this page is made of clear Maple and finished in Old Ivory. The carvings are darkened with Gold Dust, thus eliminating the danger of dust and dirt collecting and showing.

Pieces described in detail as follows:

No. 4D-1860—Bed, 4 ft. 6 in. or 3 ft. 3 in. wide, 53 in. high; weight, 125 lbs. .... \$18.50

No. 4D-1862—Dresser, 20x40 in. top, beveled plate mirror, 22x28 in.; weight, 135 lbs. .... \$23.50

No. 4D-1864—Dressing Table, 19x38 in. top, two 8x18 in. and one 14x24 in. beveled plate mirrors; weight, 119 lbs. .... \$23.00

No. 4D-1866—Chiffonier, 20x32 in. top, 16x20 in. beveled plate glass mirror; weight, 110 lbs. .... \$22.25

No. 4D-1868—Somonoe, 14x16 in. top; weight, 45 lbs. .... \$5.75

No. 4D-1870—Night Stand, 14x14 in. top; weight, 25 lbs. .... \$3.50

The suite described on the right hand side of the page described in detail, is as follows:

No. 4D-1880—Bed, either 4 ft. 6 in. or 3 ft. 6 in. wide, 54 in. high; weight, 131 lbs. .... \$30.15

No. 4D-1882—Dresser, 22x43 in. top, 24x30 in. beveled plate mirror; weight, 300 lbs. .... \$35.00

No. 4D-1884—Dressing Table, 21x41 in. top, two 10x20, one 16x24 in. beveled plate mirror; weight, 135 lbs. .... \$32.20

No. 4D-1886—Stool or Bench, 14x20 in. top, cane seat; weight 30 lbs. .... \$5.25

No. 4D-1888—Chiffonier, 21x33 in. top, 18x20 in. beveled plate glass mirror; weight, 120 lbs. .... \$34.15

No. 4D-1890—Rocker, cane seat; weight, 32 lbs. .... \$8.75

No. 4D-1892—Bedroom Chair, cane seat; weight, 30 lbs. .... \$7.90



4D-1882




4D-1884

4D-1886



4D-1888



4D-1868



4D-1870



4D-1890




4D-1892

# Homecraft Bedroom Furniture

with Bevel Plate Glass Tops



4D2536



4D2520



4D2523



4D2538



4D2540

**T**HIS White Enamel Bedroom Suite is one of the most attractive which we have ever brought out. Every detail has been worked out to make it a desirable and attractive Bedroom Suite. Call particular attention to the fact that the tops of all cabinets are covered with Cretone and furnished with Bevel Plate Glass tops above.

No. 4D-2520—Bed furnished either 4 ft. 6 in. or 3 ft. 8 in. wide; height of head being 52 in. ....\$31.00

No. 4D-2522—Dresser, main top 22x43 in. with French Plate Glass over Cretone. French Plate Glass mirror 24x30 in., has 2 full length drawers and 2 small drawers. \$43.50

No. 4D-2524—Chiffonier, has main top 29x36 in., 3 full length and 2 small drawers. French Plate Glass top \$30.25

No. 4D-2526—Chiffonier, main top 29x36 in. with very latest type mirror 14x18 in. ....\$40.50

No. 4D-2528—Vanity Case, main top 18x48 in. The top of the case on each side is about 18 in. deep and 14 in. wide each covered with Cretone with French Plate top. The center or main mirror is 20x40 in. Side Mirrors are hinged to swing and give full vision, 10x22 in. ....\$52.50

No. 4D-2530—Dressing Table has main top, greatest dimensions being 21 in. deep by 60 in. long. Ends are oval as shown. Main top covered with Cretone and French Plate Glass. Main Mirror is 18x28 in. and hinged side mirrors are 10x20 in. ....\$49.75

No. 4D-2532—Writing Desk. Main top 25x40 in. Equipped with two half drawers and two small stationary drawers above the top. Top covered with Cretone and French Plate Glass .....\$27.50

No. 4D-2534—Night Table. Top 16 in. in diameter, covered with Cretone and Plate Glass. ....\$9.50

No. 4D-2536—Side Chair, with cane seat .....\$7.85


No. 4D-2538—Bedroom Rocker with cane seat to match Side Chair. \$8.50

No. 4D-2540—Dressing Table or Vanity Case Chair with cane seat and low back .....\$7.85

FINISH—OLD IVORY.



4D2524



4D2528




4D2526



4D2522



4D2534



4D2530

# White Enamel Bed Room Suite



4D-2940



4D-2946



D-2950



4D-2942



4D-2948



4D-2944

**A**N Adam Period Enamel Suite of which we are justly proud. Each individual piece is worked out in such a way as to make a perfectly proportioned, beautifully designed and thoroughly practical piece of furniture. Sold in complete suite or individual pieces.

No. 4D-2940—Bed, width either 4 ft. 6 in. or 3 ft. 3 in. posts 1 1/4 in. square. Weight, 90 lbs. ....\$10.50

No. 4D-2942—Dresser. Top is 21x42 in. Height over all is 67 in. Plate glass mirror 22x28 in. Weight, 170 lbs. ....\$17.45

No. 4D-2944—Dresser. Top is 21x42 in. Height over all is 68 in. Round plate glass mirror 22x28 in. Weight, 170 lbs. ....\$19.45

No. 4D-2946—Princess Dresser. Top is 21x42 in. Height over all 71 in. Plate glass mirror 8x36 in. Weight, 150 lbs. ....\$18.25

No. 4D-2948—Chiffonier. Top is 19x30 in. Height is 54 in. Weight 120 lbs. ....\$14.30

No. 4D-2950—Vanity Case Dresser, something entirely new. Top, 21x42 in. Height, 71 in. Plate glass mirror, one 18x36 in., two 8x30 in. Weight, 170 lbs. ....\$22.75

No. 4D-2952—Dressing Table, Top is 18x30 in. Height over all is 55 in., one mirror 14x20 in., two 6x18 in. All mirror plate glass. Weight, 100 lbs. ....\$16.50

No. 4D-2954—Stool as shown with Dressing Table. Top, 14x14 in. Weight, 28 lbs. \$3.75

Finishes—This suite can be furnished in White, Old Ivory or Gray Enamel at the prices quoted. Always sent in Old Ivory unless otherwise ordered.



4D-2954

# Homecraft Bedroom Furniture

"Windsor Type"

**W**INDSOR Type Furniture came into being during the reign of Queen Anne (1702-1710), and has retained undiminished popularity ever since. The earliest form of this furniture was found in chairs only. Since that time the increasing popularity of this type of furniture has widened, until it covers a full range of Lounging Room, Breakfast Room, Dining Room and Bed Room furniture.

On account of its refined simplicity, it is particularly adapted to cottage and bungalow bed room furniture. A very true reproduction of Windsor Type Furniture in a bed room suite is shown on this page. Made of genuine mahogany finished dull.

No. 4D-2634—Bed, 3 ft. 3 in., or 4 ft. 6 in., height 53 in. ....\$29.75

No. 4D-2636—Vanity Case, Main top 17x50 in., with one French Plate Mirror 20x44 in. and two hinged side mirrors, 10x22 in. ....\$49.50

No. 4D-2638—Dresser, Top 22x44 in. French Plate Mirror 24x30. ....\$38.50

No. 4D-2640—Chiffonette, Top 20x30 in., detached mirror 14x18 in. ....\$39.75

(The lower half of the chiffonette shown on opposite side of page shows inner arrangement of the upper part of this case.)

No. 4D-2642—Writing Table with three drawers and four stationery pockets. Main top 20x40 in. ....\$18.75

No. 4D-2644—Chiffonier, without mirror, Top 20x36 in., with two full length drawers. Upper part of cabinet with drawers concealed behind doors as shown in lower photograph ....\$30.75

No. 4-D2646—Bed Room Chair with cane seat ....\$7.15

No. 4D-2648—Bed Room Rocker with cane seat ....\$7.85

No. 4D-2650—Dressing Table Stool, Top 14x19 in. Cane seat. ....\$6.85





# Homecraft Decorated Furniture

## Ivory Enameled



4D4849



4D4841

**A** NEW decorated Ivory White Enamel Bungalow Bed-room Suite. The design is very attractive and the material, finish and workmanship of the very best.

The Suite consists of 8 pieces as shown but we will sell any of the pieces independently at the prices quoted. The decorations consist of a green wreath with bluish purple flowers.

No. 4D-4841—Bed, 4 ft. 6 in. wide, height 57 in. The pedestals are  $\frac{3}{4}$  in. square. .... \$18.75

No. 4D-4843—Vanity Case, main top 21x48 in., height 69 in., one French Plate Glass mirror, 18x54 inches, two hinged side mirrors, 10x26 in. The pedestals on either side are 15x21 in. with 3 drawers in each. .... \$39.50

No. 4D-4845—Writing Desk, main top 19x34 in., has one full length drawer and four pockets or pigeon holes for stationery. .... \$14.50

No. 4D-4847—Stool ..... \$4.75

No. 4D-4849—Princess Dresser, main top 21x42 in., French Plate Glass mirror, 18x40 in., height over all 74 in., one full length and 2 small drawers. .... \$25.75

No. 4D-4851—Dressing Table, top 19x34 in., height 57 in., one French Plate Glass mirror 12x20 in., two hinged side mirrors 6x20 in., has full length drawer. .... \$19.50

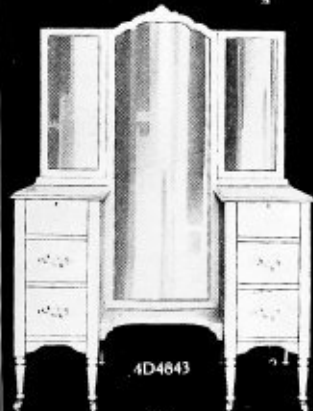
No. 4D-4853—Dresser, main top 21x42 in., French Plate Glass mirror, 24x30 in., height over all 66 in. Two full width and two half width drawers. .... \$26.25

No. 4D-4855—Chiffonier, main top 19x34 in., height 60 in., French Plate Glass mirror, 14x24 in., 4 full width and 2 half width drawers. .... \$24.00

FINISH of this Suite is best Ivory Enamel decorated in an attractive manner, making a Suite which is very popular at the present time.



4D4845  
4D4847



4D4843



4D4851




4D4853



4D4855

# Mahogany Bed Room Furniture



4D-2612



4D-2622



4D-2628



4D-2616

**T**HE refined simplicity of the Suite shown on this page will make it particularly desirable. It is a commercial reproduction of true Louis XVI Bed Room furniture (1774-1793). The decorative motifs, consisting of carvings, flutings and moldings, add greatly to the appearance of each piece, at the same time emphasizing the bolding ideas of the master who designed this type of furniture.

This Suite we feel certain will meet with phenomenal success as it is particularly suitable for cottage or bungalow furnishing.

This is a genuine mahogany Suite finished in Antique Mahogany Dull.

No. 4D-2610—Bed, either 3 ft. 3 in. or 4 ft. 6 in. . . . . \$35.75

No. 4D-2612—Dresser, 29x42 in. Main top with French Plate Mirror, 24x30 in. . . . . \$32.50

No. 4D-2614—Combined Chiffonier and Writing Desk, with a detached mirror, as shown. French Plate Mirror, 14x18 in. . . . . \$46.75

No. 4D-2616—Same case without mirror . . . . . \$38.75

No. 4D-2618—Writing Desk. Main top 21x40 in. with three drawers and two pockets for stationery. . . . . \$18.60

No. 4D-2620—Vanity Case. Main top, 18x54 in. French Plate Mirrors. One 22x56 in. and two 10x20 in. . . . . \$57.25

No. 4D-2622—Chiffonier with French Plate Mirror 14x18 in. Main top 22x40 in. Four drawers as shown. . . . . \$35.25

No. 4D-2624—Same case without mirror . . . . . \$25.75

No. 4D-2626—Dressing Table. Main top 21x40 in. with three drawers. French Plate Mirrors, one 18x22 in., two hinged side mirrors, 8x20 in. . . . . \$28.75

No. 4D-2628—Bed Room Chair with cane seat. . . . . \$7.25

No. 4D-2630—Bed Room Rocker with cane seat. . . . . \$8.00

No. 4D-2632—Dress- ing Table Stool. Top 14x19 in. with cane seat. . . . . \$6.85

No. 4D-2634—Dress- ing Table Stool. Top 14x19 in. with cane seat. . . . . \$6.85

No. 4D-2636—Dress- ing Table Stool. Top 14x19 in. with cane seat. . . . . \$6.85

No. 4D-2638—Dress- ing Table Stool. Top 14x19 in. with cane seat. . . . . \$6.85

No. 4D-2640—Dress- ing Table Stool. Top 14x19 in. with cane seat. . . . . \$6.85

No. 4D-2642—Dress- ing Table Stool. Top 14x19 in. with cane seat. . . . . \$6.85

No. 4D-2644—Dress- ing Table Stool. Top 14x19 in. with cane seat. . . . . \$6.85

No. 4D-2646—Dress- ing Table Stool. Top 14x19 in. with cane seat. . . . . \$6.85

No. 4D-2648—Dress- ing Table Stool. Top 14x19 in. with cane seat. . . . . \$6.85

No. 4D-2650—Dress- ing Table Stool. Top 14x19 in. with cane seat. . . . . \$6.85

No. 4D-2652—Dress- ing Table Stool. Top 14x19 in. with cane seat. . . . . \$6.85

No. 4D-2654—Dress- ing Table Stool. Top 14x19 in. with cane seat. . . . . \$6.85

No. 4D-2656—Dress- ing Table Stool. Top 14x19 in. with cane seat. . . . . \$6.85

No. 4D-2658—Dress- ing Table Stool. Top 14x19 in. with cane seat. . . . . \$6.85

No. 4D-2660—Dress- ing Table Stool. Top 14x19 in. with cane seat. . . . . \$6.85



4D-2610




4D-2628



4D-2630



4D-2614



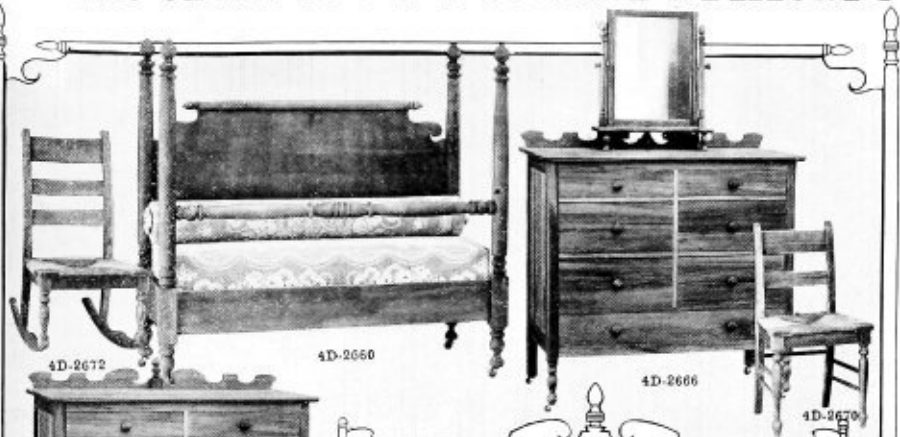
4D-2616

4D-2618

THE ALADDIN COMPANY BAY CITY MICHIGAN

The Aladdin Company, Bay City, Michigan.

# Homecraft Bed Room Furniture



## Post-colonial period XVIII Century Reproduced by ALADDIN homecraft designers

**W**HILE the Bed Room Suite shown on this page would naturally be credited to the American Post Colonial Period, the type follows back to the Tudor Period. (about 1575).

It was during the reign of Elizabeth that most of the severe lines of the Tudor architecture were eliminated and succeeded by more graceful lines shown in this Suite. It would be impossible to design a Suite better adapted to correct Bungalow furnishing than the one shown here. All details have been worked out in such a way as to produce a Suite which could be rivaled only by furniture selling at more than double the price asked for this. Made of Mahogany, Finish Antique and sent out as is all our furniture under our binding guarantee of satisfaction or money refunded.

No. 4D-2660—Bed either 3 ft. 3 in. or 4 ft. 6 in. (58 in. high).....\$21.75

No. 4D-2662—Dresser, main top 20x42 inches, two full length and two half length drawers below main top and two small jewelry drawers above main top. French Plate Mirror 20x28 inches. Supported on turned posts....\$32.00

No. 4D-2664—Chiffonier, with one full length and six half length drawers. Main top 22x44 in.....\$33.25

No. 4D-2666—Chiffonier. Main top 22x44 in. with detached mirror, 14x18 in. Supported on turned feet by two turned posts. One full length drawer and six half length drawers.....\$32.75

No. 4D-2668—Dressing Table. Main top 20x38 in. with French Plate Mirrors, one 16x24 in. and two hinged side mirrors, 8x20 in. ....\$24.75


No. 4D-2670—Bed Room Chair, with Fibre seat...\$7.00

No. 4D-2672—Bed Room Rocker with Fibre seat...\$7.85

No. 4D-2674—Dressing Table Stool. Top 14x18 in., Fibre seat.....\$6.75

*The ALADDIN COMPANY*  
BAY CITY MICHIGAN

# Homecraft Modernized Period Furniture Beautifully Designed Bedroom Suite



4C-2301

During the past few years, there has been a great advancement in all that concerns home furnishings. No better example of this could be had than the suite shown on this page, compared with a suite, similar in price, sold 10 or 15 years ago. The suite illustrated on this page is designed in exact pattern of some of the best type of the Louis XV period.

About 10 or 15 years ago, the furniture was designed or rather made without regard to harmony, that is a bed, dresser, chiffonier, etc., were considered in suite, as long as the finish was nearly the same. Today the furnishings for any room should be the same even to the chair, etc.

This suite described in detail as follows:

No. 4C-2301—Bed, 4 ft. 6 in., or 3 ft. 3 in. wide. Weight 140 lbs. ....\$27.50

No. 4C-2303—Dressing Table, 19x38 in. top, with two 8x22 in. and one 16x24 in. bevel plate mirrors, side mirrors adjustable. Weight 125 lbs. ....\$31.50

No. 4C-2305—Dresser, Top 21x42 in. A 24x30 in. bevel plate glass mirror, two full width drawers, one center drawer and two small side drawers at top. Weight 200 lbs. ....\$33.65

No. 4C-2307—Chiffonier with mirror. Top 19x32 in. Mirror 16x20 in. Bevel plate. Four full width and three small drawers. Weight 175 lbs. ....\$29.25

No. 4C-2309—Chiffonier without mirror. Weight 150 lbs. ....\$21.45

No. 4C-2311—Writing Table, 19x38 in. top. Cane panel in back, two small drawers above table and one large and two small ones beneath. Weight 165 lbs. ....\$23.60

No. 4C-2313—Bench, 14x19 in. top, cane seat. Weight 25 lbs. ....\$5.75

No. 4C-2315—Chair, Cane seat. Weight 26 lbs. ....\$7.15

No. 4C-2315—Rocking Chair, Cane seat. Weight 30 lbs. ....\$7.80

**Finishes** The standard finish is Antique Mahogany Dull, and will always be furnished unless otherwise requested. We can upon request finish this suite in American Walnut Dull or Bird's-eye Maple Polished.



4C-2303



4C-2305



4C-2309



4C-2311



4C-2311



4C-2313




4C-2315



4C-2315

# Homecraft Bed Room Furniture

## *Inexpensive Period Suites*



### Queen Anne Period XVI Century

**A**N extremely well designed and beautifully finished Queen Anne Period Bedroom Suite in American Walnut.

**The Bed** has a head 56 inches high, the head paneled American Walnut. The general design as well as the small details being worked out in a true Queen Anne Period style.

**The Dresser** has a main top 21x42 inches, French Plate Glass mirror 26x30 inches, 2 full and two half length drawers.

No. 4E-3300—Chiffre ..... \$25.35

No. 4E-3302—Bed ..... 25.25

**The Chiffre** has a main top 20x32 inches, 2 full length drawers and 2 cupboards.

**The Dressing Table** has a main top 20x32 inches, 7x22 in., and one stationary mirror 12x24 in. Has one full length drawer.

**The Finish** The Suite is made of American Walnut finished in six coats of varnish rubbed and waxed.

No. 4D-3304—Dresser ..... \$31.25

No. 4D-3306—Dressing Table ..... 23.25



### Sheraton Period XVIII Century

**A**SHERATON Period Bedroom Suite furnished only in American Walnut and finished to conform to the period from which it was designed. The tapering legs, carved motifs, straight lines throughout and even the hardware are all true to the Sheraton Period.

**The Bed** has a head 60 inches high, plain paneled foot and head boards. Furnished 4 feet 6 inches wide only.

**The Dresser** has a main top 21x42 inches, French Plate Mirror 20x24 in. Has 2 full length and 2 half length drawers. An extremely well designed and properly proportioned Dresser.

**The Chiffonier** has a main top 20x23 inches, French Plate Glass Mirror 16x20 inches. Has 4 full length and 2 half length drawers.

**The Dressing Table** has a main top 20x32 inches, has 2 (7x22 in.) swinging mirrors and one 12x24 stationary mirror. Two half width drawers. The swinging mirrors allow a full vision as they are adjustable to any position.

**The Finish** being made of American Walnut and waxed, giving an extremely rich finish.

No. 4D-3310—Dresser ..... \$23.75

No. 4D-3312—Chiffonier ..... 22.25

No. 4D-3314—Bed ..... 18.60

No. 4D-3316—Dressing Table ..... 19.50

# HEMOCRAFT BED ROOM FURNITURE

## *Inexpensive Dressers*



An extremely inexpensive plain Oak Dresser with a main top 19x40 inches. A French plate glass mirror 12x20 inches. The mirror standards are gracefully shaped, and frame to the mirror proper being also shaped gives a very attractive and pleasing finish and one which is hard to associate with an extremely low price quoted by us. Finished in Golden Oak, Fumed or Early English.

**4E-3420—Dresser..... \$10.95**



Gracefully designed plain Oak Dresser. Has a main top 19x40 inches, a French plate glass mirror, 14x20 inches. Has two full width and two half width drawers. All drawers fitted with wood knobs, and mirror frame and mirror standards are gracefully shaped. Finished in Golden Oak, Fumed or Early English.

**4E-3422—Dresser, \$12.25**  
as shown.....



A plain Oak Princess Dresser. Has a main top 19x40 in., French plate glass mirror, 18x30 in. with shaped frame and standard. Has one full length and two half length drawers made of plain Oak, throughout. Finished Golden Oak, Fumed or Early English. Wood knobs.

**4E-3424—Dresser, \$14.80**  
as shown.....



A plain Oak Dresser. Has a main top 19x40 inches, French plate glass mirror 22x28 inches. Has a shaped frame and standards, two full length and two half length drawers with wood knobs. Finished in Golden Oak, Fumed or Early English.

**4E-3426—Dresser, \$16.10**  
as shown.....



A plain Oak Dresser. Main top 19x40 inches with French plate glass mirror 20x24 inches with shaped frame and standard. Has two full length and two half length drawers with wood knobs. Finished in Golden Oak, Fumed or Early English.

**4E-3428—Dresser, \$14.50**  
as shown.....



A plain Oak Princess Dresser. Has a main top 19x40 inches, French plate glass mirror 24x36 inches. Has one full length and two half length drawers equipped with wood knobs. Mirror has a shaped frame and gracefully shaped standards. Finished in Golden Oak, Fumed or Early English.

**4E-3430—Dresser, \$19.95**  
as shown.....



# HEMOCRAFT BED ROOM FURNITURE

## Chiffoniers and Commodes

These Chiffoniers will match any of the Dressers shown on the preceding page.



A plain Oak Chiffonier. Has a main top 19x32 inches, with five full length drawers each fitted with two wood knobs. Plain corner posts and plain back made throughout of thoroughly seasoned Oak.

4E-3440—Chiffonier \$8.40



A plain Oak Chiffonier with main top 19x32 inches, French plate glass mirror 10x17 inches, in a shaped frame swinging in gracefully designed standards. Has five full width drawers equipped with wood knobs. Made of thoroughly seasoned Oak throughout. Finished Golden Oak, Fumed or Early English.

4E-3442—Chiffonier \$11.50



A plain Oak Chiffonier with a main top 19x32 inches and French plate glass mirror 14x18 inches with a shaped frame and gracefully designed standard.

4E-3444—Chiffonier \$11.95



A plain Oak Commode. Has a main top 19x32 inches. One full length drawer, one large cupboard with two paneled doors. Has gracefully shaped mirror standards supporting a French plate glass mirror 12x30 inches. Finished Golden Oak, Fumed or Early English.

4E-3446—Commode

\$11.50



A plain Oak Commode, the body or case of which is exactly the same as 4D-3446. This, however, has no mirror, but in its place has a towel throw as shown. Is made of plain Oak throughout. Finished Golden Oak, Fumed or Early English.

4E-3448—Commode

\$8.40



A plain Oak Princess Commode with a main top 19x30 inches, plain plate glass mirror 10x17 inches. Mirror has a gracefully shaped frame for support. Has one full width drawer and one full width cupboard. Finished Golden Oak, Fumed or Early English.

4E-3450—Commode

\$8.75



# Homecraft BEDDING



## Our Slumberland Outfit

Consists of a set of very best full box springs, a mattress and a pair of pillows as described, and can be furnished with either a full hair mattress or a best cotton felt mattress.

**THE BOX SPRING** has 72 high tempered double cone springs. Each spring is tied eight ways with the best Italian hemp which makes it noiseless. The box spring has a ten pound pure South American hair top, and is covered with the best twill or mercerized art ticking. The frame is made from selected bass wood which makes it light and strong.

**THE PILLOWS** are selected goose feathers and weigh six pounds per pair. Size, 22x28. The three pieces are all covered in the same pattern and quality of ticking.

**SLUMBERLAND OUTFIT**, consisting of above described Box Springs and Pillows and best cotton felt mattress.

**THE FELT MATTRESS** in this outfit is made from a selected grade of unbleached fluters. It is built up layer upon layer of pure cotton felt, and is absolutely guaranteed not to mat or lump or get hard, and to be non-absorbent and vermin proof. It has a French roll edge, is closely stitched and weighs 45 pounds.

4C-1003—Slumberland Outfit, consisting of Box Springs, 2 pillows and felt mattress, as described ..... **\$36.20**

**SLUMBERLAND OUTFIT**, consisting of above described Box Springs and Pillows and a full hair mattress.

**THE HAIR MATTRESS** is of the pure South American quality, and weighs 40 pounds. Is covered with the very best grade of mercerized net or plain ticking. Is closely stitched, and has a French roll edge which prevents the edge of the mattress from getting out of shape. It is soft and comfortable, and will last a life time.

4C-1005—Slumberland Outfit, consisting of Box Springs, 2 pillows and hair mattress, as described ..... **\$68.40**

### "HOMECRAFT" MATTRESSES



**PREMIER FELT** weighs 50 pounds. Is covered with good, strong ticking in plain or fancy patterns, closely stitched and made with plain edge. Guaranteed to give good satisfaction.

4C-1007—Price ..... **\$11.45**

**PERFECTION FELT**, made of felt that is almost pure white. Weight, 50 pounds. Ticking is the dust proof quality, and has a French roll edge, closely stitched round corners.

4C-1009—Price ..... **\$14.95**

**EMPIRE FELT**, made of 100 per cent, long staple cotton felt tuftless or tufted style. Covered with the best grade of ten-ounce ticking in plain stripe or art patterns.

4C-1011—Price ..... **\$20.75**

We guarantee all above mattresses to be pure cotton felt, and absolutely free from shoddy, excelsior or any foreign substance.

**COTTON TOP MATTRESS**, made of clean bass wood excelsior, with 5 pounds of cotton felt on one side, covered with a strong grade of ticking.

4C-1013—Price ..... **\$3.75**

### COMBINATION MATTRESSES



Made of clean bass wood excelsior with 15 pounds of cotton felt, covering the back, bottom, sides and ends. Comes in plain or fancy tickings, good strong grade. Has a roll edge and makes a good medium priced mattress.

4C-1015—Price ..... **\$6.95**

### PURE FEATHER PILLOWS



4C-1017—Albany. Crushed chicken feathers, five pounds per pair. Size, 19x25. Price, per pair ..... **\$1.55**

4C-1018—Premier. Crushed chicken feathers, six pounds per pair. Best plain or fancy tickings. Sizes, 20x26. Price ..... **\$2.00**

4C-1019—Reynold. Duck and hen mixed, six pounds per pair. Size, 21x27. Best Art Ticking. Price, per pair ..... **\$2.60**

4C-1020—King. Duck and geese mixed, six pounds per pair. Size, 21x27. Best Art Ticking. Price, per pair ..... **\$3.45**

4C-1021—Supreme. Strictly all geese, few grays mixed, six pounds per pair. Size, 22x28. Price, per pair. **\$4.30**

4C-1022—Excel. Geese, selected quill stock, all white, six pounds per pair. Size, 22x28. Price, per pair. **\$6.30**


### "HOMECRAFT" MATTRESSES FOR COTS

**COT MATTRESS**, excelsior, cotton top. Size, 6x6 and 3x6. Made of bass wood excelsior with cotton felt on one side. Covered with serviceable ticking.

4B-1024—Price ..... **\$3.75**

# Homecraft BEDDINGS AND BED SPRINGS

## BOX SPRINGS



All "Homecraft" box springs are made with the same idea of "Best Values" at lowest possible cost. This general description will apply to every "Homecraft" box spring, the difference being only in the top.

Seventy-two high tempered double cone steel springs. Every spring is tied eight ways which makes it absolutely noiseless. The frames are made from selected


bass wood which makes them light and strong, and the bottoms are covered which makes them dust proof. Covered with ticking either plain or fancy. Kindly specify which, also say whether you wish blue or pink ticking.

4C-1035—

**\$20.00**

**IN ORDERING BOX SPRINGS, BE SURE TO SPECIFY LENGTH OF SLAT AND OF SIDE RAIL, IF A WOOD BED, AND WHEN ORDERING FOR IRON BED, GIVE OUTSIDE MEASUREMENTS.**

## DOUBLE DECK SPRINGS FOR WOOD AND IRON BEDS




### FOR IRON BEDS

King Double Deck Spring for iron beds. This spring has 104 double cone springs of extra depth and elasticity, made from the best grade of oil tempered steel wire, No. 12 gauge. The border wire on the King Spring is extra heavy, which positively eliminates any sway motion.

The under support is an all metal frame consisting of 13 steel slats set edgewise, one slat for each row of springs. It will fit the reverse or regular rail. This spring is equally desirable for light or heavy people. Fully guaranteed in every respect and sold on sixty days' trial. Made in all sizes.

4C-1034—Black Japan finish.

Price ..... **\$9.45**



### FOR WOOD BEDS


King Double Deck Spring for Wood Beds. The King double deck spring is made from the best grade of oil tempered steel wire No. 12 gauge. It has 117 double cone springs of extra depth and elasticity. The border wire on the King spring is extra heavy, which positively eliminates any sway motion.

It is practically noiseless, and is very soft and comfortable for light or heavy people. Guaranteed in every respect to give satisfaction. Sold on sixty days' trial. Made in all sizes. Black Japan finish. For metal beds, see King spring No. 253.

4E-1036—

Price ..... **\$6.30**

## SINGLE DECK SPRINGS FOR WOOD OR IRON BEDS



### FOR IRON BEDS


Single Deck Spring for Metal Beds. This single deck spring for metal beds fits the reverse or regular rail.

It is made with 104 single cone springs, and is within an inch of the depth of the "King" double deck spring. The wire used in the construction of this spring is No. 12 gauge, and is of the very best oil tempered quality.

The under support is an all metal frame, consisting of 13 steel slats set edgewise, one slat for each row of springs. Guaranteed for ten years and sold on sixty days' trial. Made in all sizes. Black Japan finish.

4C-1035—

Price ..... **\$5.36**



### FOR WOOD BEDS

Single Deck Spring for Wood Beds. This spring is made of the best oil tempered No. 11 wire, has 104 single cone springs, 7 inches high. This spring is guaranteed for ten years, the same as all our coil wire springs and sold on sixty days' trial. Black Japan finish. Made in all sizes.

4D-1040—Price ..... **\$4.45**

# INDEX

Air Pressure System.....	19	Dishes .....	1-2	Outfits, Bath Room .....	1-6
Andirons .....	56	Disappearing Stairways .....	54	Pedestal Lavatories .....	9-11
Arches .....	51-53	Dome Dampers .....	32	Pillows .....	94
Ash Pit Doors .....	32	Doors, Ash Pit .....	32	Pipeless Furnaces .....	24-26
Ash Traps .....	32	Drain Boards .....	13	Plaster Board .....	57
		Dressers .....	81-94	Porch Swings .....	64-71
		Dressing Tables .....	81-94	Pump Jacks .....	19
		Dressing Table Chairs .....	81-94		
<b>Basin, Wash .....</b>	<b>9-11</b>				
Basket Grates .....	32	<b>Eave Troughing .....</b>	<b>20</b>	<b>Radiators .....</b>	<b>23</b>
Bath Room Outfits .....	1-6	Electric Light Fixtures .....	33-48	Range Boilers .....	17
Bath Tubs .....	2-7			Refrigerators .....	49-50
Bedding .....	94-95	<b>Fibre Chairs .....</b>	<b>64-71</b>	Registers .....	31
Beds .....	94	Fibre Furniture .....	71	Ridge Roll .....	20
Bed Room Furniture .....	96	Fibre Rockers .....	64-71	Rockers .....	58-65
Boards, Plaster .....	57	Fibre Tables .....	64-71	Rockers, Bed Room .....	81-94
Boards, Drain .....	13	Fireplace, Hardware .....	32		
Boilers, Range .....	17	Fittings, Furnace .....	29-31	<b>Sanitary Closets .....</b>	<b>18</b>
Boilers, Steam and Hot		Fixtures, Electric Light .....	33-48	Serving Tables .....	73-80
Water .....	21	Furnace Fittings .....	29-31	Settees .....	58-62
Book Cases, Built-in .....	51-53	Furnace, Hot Air .....	24-28	Sinks .....	13-15
Box Springs .....	94-95	Furnaces, Pipeless .....	24-26	Springs .....	95
Breakfast Room Furniture .....	70-72			Stairway, Disappearing .....	54
Buffets .....	73-80	<b>Gas Fixtures .....</b>	<b>33-36</b>	Steam Boilers .....	22
Buffets, Built-in .....	51-53	Gas Water Heaters .....	17	Sun Parlor Furniture .....	64-71
Built-in Fixtures .....	51-53	Grates .....	55-56	Sweeper, Vacuum .....	3
		Grates, Basket .....	32	Systems, Water Supply .....	19
<b>Chairs, Bed Room .....</b>	<b>81-94</b>	<b>Hot Water Boilers .....</b>	<b>21</b>	<b>Tables, Dressing .....</b>	<b>81-94</b>
Chairs, Dressing Table .....	81-94	<b>Ice Boxes .....</b>	<b>49-50</b>	Tapestry Rockers .....	58-62
Chairs, Dining .....	73-80			Tea Room Furniture .....	70
Chairs, Living Room .....	58-62	<b>Jacks, Pump .....</b>	<b>19</b>	Tin Shingles .....	30
Chaise Lounge .....	71			Traps, Ash .....	32
Chiffoniers .....	81-94	<b>Kitchen Cabinets, Built-in .....</b>	<b>51-53</b>	Tubs, Bath .....	2-7
Chemical Closets .....	18			Tubs, Laundry .....	15-16
China Cabinets .....	73-80	<b>Laundry Stoves .....</b>	<b>23</b>	<b>Vacuum Sweeper .....</b>	<b>3</b>
Cleaner, Vacuum .....	3	Laundry Tubs .....	15-16	Valley Tin .....	20
Closet Combinations .....	12-15	Lavatories .....	9-11	Vanity Dressers .....	82-87
Closets, Sanitary Chemical .....	18	Library Tables .....	58-63	Ventilators .....	31
Colonnades .....	51-53	Living Room Furniture .....	58-65		
Combinations, Closet .....	12-15			<b>Wash Basins .....</b>	<b>9-11</b>
Commodes .....	81-94	<b>Mantles .....</b>	<b>55-56</b>	Water Heaters, Gas .....	17
Conductor Pipe .....	20	Mattress .....	94	Water Works Systems .....	19
Corner Lavatories .....	9-11	<b>Night Stands .....</b>	<b>84-87</b>	Window Radiators .....	23
				Writing Desks .....	81-90
<b>Desks, Fibre .....</b>	<b>60</b>				
Desks, Writing .....	81-90				
Dinner Ware .....	1-2				
Dining Room Furniture .....	73-80				
Dining Tables .....	73-80				

## Large Water Coil \$4<sup>50</sup>



A large Water Coil suitable for use in any of our furnaces. The use of this coil is suggested where a large range boiler is used or in cases where a radiator for hot water heat is used in connection with a warm air furnace.  
No. 3D-777—Large Water Coil.....\$4.50

## Small Water Coil

### \$1<sup>50</sup>

This Water Coil is the most popular one, as it is used in connection with a 30-gallon range boiler. Can be furnished with any furnace which we show. A sketch will be furnished showing the proper connection for attaching this to a range boiler.

No. 3D-779—Small Water  
Coil .....\$1.50



ORDER TO  
**The Aladdin Company**  
BAY CITY, MICHIGAN



Your money will be instantly returned if what you purchase from us is not found to be entirely satisfactory in every particular and exactly as represented. Safe arrival of all material is guaranteed.

*H. J. Sovereign* President

THE ALADDIN COMPANY



The following order is placed under the absolute guarantee of complete satisfaction to purchaser, which is printed above.

INSTRUCTIONS FOR SHIPPING

Date \_\_\_\_\_

Ship to \_\_\_\_\_

Street \_\_\_\_\_ Town \_\_\_\_\_

County \_\_\_\_\_ State \_\_\_\_\_

ORDERED BY \_\_\_\_\_

Street \_\_\_\_\_ Town \_\_\_\_\_

County \_\_\_\_\_ State \_\_\_\_\_

Enclosed please find \$ \_\_\_\_\_ for which ship me at once via

R. R. Is there a Freight Agent there? \_\_\_\_\_

# Aladdin "Homecraft" Library Tables



**Adam Period Library Table.**  
Has a main top 44x26 in. One drawer for writing material and bookshelf or rack below. The tapered legs with splayed feet and carvings at the top hold true to the period from which this design was taken. Made of birch finished in imitation mahogany with a rubbed and polished top. Shipped knocked down and crated. Weight, 125 lbs.

No. 4D-1701—Table, as described ..... \$9.95

**Oval Top Library Table, 28 in. wide and 46 in. long, these dimensions being the greatest width and length.** Has drawer for stationery underneath the main top, this top being supported on two columns, the columns resting on the pedestal base. This is an extremely well-designed and rich-appearing table. Made of hardwood, finished in imitation mahogany or imitation quartersawed oak with a rubbed and polished top. Weight, 135 lbs. Shipped knocked down and crated.

No. 4D-1703—Table as described.....\$11.50

**Mission Type Library Table.** Main top 26 in. wide, 44 in. long with a drawer beneath the main top, bookracks at either end and magazine or bookshelf underneath. Made of hardwood, finished to imitate quartersawed oak, rubbed and polished top. Shipped knocked down and crated. Weight, 130 lbs.

No. 4D-1705—Table, as described .....\$10.75



**Mission Type Library Table.** Main top 26 in. wide, 44 in. long with a drawer beneath main top, bookracks at either end and magazine or bookshelf beneath. Cane panels at both ends of the bookracks add greatly

No. 4D-1707—Table, as described .....\$12.00

to the appearance of this table. Made of hardwood, finished in imitation quartersawed oak, with a rubbed and polished top. Shipped knocked down and crated. Weight, 130 lbs.



**William and Mary Period Library Table.** Main top 26 in. wide, 44 in. long, with a drawer beneath the main top for stationery and bookrack beneath. The legs or posts have bell-shaped turnings at the top. Ball turnings at the bottom. Made of hardwood finished in imitation mahogany with a rubbed and polished top. Shipped knocked down and crated from factory. Weight, 130 lbs.

No. 4D-1709—Table, as described .....\$11.00

**Mission Type Library Table.** Main top 24 in. wide, 40 in. long. Made of hardwood finished to imitate quartersawed oak or mahogany. Rubbed and polished top, one drawer beneath main top and bookshelf beneath. An extremely handsome and rich-appearing table. Weight, 110 lbs.

No. 4D-1711—Table, as described .....\$7.60

**Colonial Period Library Table.** Main top 26 in. wide and 44 in. long. A large drawer beneath main top for stationery, magazine or bookshelf beneath. Heavy carved posts and carved feet. In fact, the whole design of the table is extremely attractive. Made of hardwood, finished to imitate quartersawed oak or mahogany with a rubbed and polished top. Shipped knocked down and crated. Weight, 125 lbs.

No. 4D-1713—Table, as described .....\$10.95



ORDER TO  
**The Aladdin Company**  
BAY CITY, MICHIGAN



Your money will be instantly returned if what you purchase from us is not found to be entirely satisfactory in every particular and exactly as represented. Safe arrival of all material is guaranteed.

*H. J. Sovereign* President

THE ALADDIN COMPANY



The following order is placed under the absolute guarantee of complete satisfaction to purchaser, which is printed above.

INSTRUCTIONS FOR SHIPPING

Date \_\_\_\_\_

Ship to \_\_\_\_\_

Street \_\_\_\_\_ Town \_\_\_\_\_

County \_\_\_\_\_ State \_\_\_\_\_

ORDERED BY \_\_\_\_\_

Street \_\_\_\_\_ Town \_\_\_\_\_

County \_\_\_\_\_ State \_\_\_\_\_

Enclosed please find \$ \_\_\_\_\_ for which ship me at once via

\_\_\_\_\_ R. R. Is there a Freight Agent there? \_\_\_\_\_

# READI-CUT RED CEDAR CHESTS

This Chest is made of pure Red Cedar. Every part cut to length, with exposed ends sanded and finished. The projecting top and bottom are rounded on the edges. Ornamental legs as shown planed, sanded and glued up, ready to attach with screws which we furnish. The saving in freight will make you a big saving by buying a Read-Cut Red Cedar Chest.

No. 2D-975—Read-Cut Cedar Chest—42 in. long, 20 in. wide, 17 in. high. Each... **\$13.75**



THE "BUFFALO"

With this chest we also send a chest lock with key, a set of roller bearing casters, the ornamental brass straps with nails, to be used in attaching same, also the screws and nails for construction as well as steel corner braces to be used inside the chest as a reinforcement. We also furnish one pint of liquid wood filler and one pint of linster varnish for finishing the chest.

THE "SEAL"



Our "Seal" Chest is made of  $\frac{3}{4}$  in. pure Tennessee red cedar, and is made in two sizes. Each chest is sent out ready-cut to set up with all trimmings as shown. The trimmings consist of all genuine copper corners, etc., as shown, with large headed "Colonial" nails for attaching them. Hinges, lid stays, brass lock, all nails and screws, casters and sufficient filler and varnish for finishing two coats.

No. 2D-1410—Seal Read-cut Red Cedar Chest, 40 in. long, 18 in. wide, 17 $\frac{1}{2}$  in. high..... **\$10.75**  
 No. 2D-1411—Seal Read-cut Red Cedar Chest, 45 in. long, 21 in. wide, 21 in. high..... **\$14.95**

THE "FOX"



This chest, like all "Aladdin" red cedar chests, is sent out ready-cut in such a way that anyone can set it up. It is one of the best proportioned chests we have, and the ornamental feet add greatly to its appearance. The general dimensions are such as to make a well proportioned and very convenient chest, same being 43 in. long, 18 $\frac{1}{2}$  in. wide by 18 in. high; height, including casters. It is trimmed throughout with genuine copper, and each chest is equipped with a brass lock, set of casters, lid stay, hinges and cedar handles. The trimmings furnished are exactly as shown in our catalog, ready to be applied. We furnish with each chest, sufficient liquid wood filler and varnish for two coats. Every cedar chest furnished by us is sent out under our binding guarantee of satisfaction assured or money returned.

No. 4D-1408—"Aladdin" Read-cut Red Cedar Chest, as described..... **\$13.35**

Any chest shown on this page furnished set up with all trimmings on and finished with three coats of varnish \$2.50 extra.

THE "BEAVER"



Red Cedar is moth proof, mouse proof and dust proof, and makes an ideal place for storing furs and woolen clothing. In fact, anything blankets, underwear, hats and plumes, in fact, anything that you value. These chests will retain their natural odor and natural color a lifetime, and as there is no deterioration, it is hard to tell how long a Red Cedar chest will last. We furnish the chest complete with all trimmings. All exposed edges are sanded, the legs glued up, and in addition to this, we furnish a set of roller bearing casters, a chest lock and key, together with the liquid wood filler and varnish for giving the chest a piano finish. Read-Cut in such a way that any man can put it together. The knock-down feature saves considerable in original cost as well as freight.

No. 2D-977—Read-cut Cedar Chest, 42 in. long, 20 in. wide, 15 in. high. Each ..... **\$13.10**

THE "WOLF"



A most attractive Tennessee red cedar chest is shown in this number. This has probably been the biggest selling pattern of cedar chests ever offered. The chest is 46 inches long, 22 inches wide and 21 inches high. It is an exceptionally large and extremely attractive chest. It is trimmed in genuine copper as shown in the cut. With each chest, we furnish a brass lock and casters, lid stay, all hinges, casters, in fact all trimmings as shown. In addition to this, we furnish sufficient liquid wood filler and varnish for a two coat finish.

No. 4D-1404—Read-cut ..... **\$16.10**

ORDER TO  
**The Aladdin Company**  
BAY CITY, MICHIGAN



Your money will be instantly returned if what you purchase from us is not found to be entirely satisfactory in every particular and exactly as represented. Safe arrival of all material is guaranteed.

*H. J. Sovereign* President

THE ALADDIN COMPANY



The following order is placed under the absolute guarantee of complete satisfaction to purchaser, which is printed above.

INSTRUCTIONS FOR SHIPPING

Date \_\_\_\_\_

Ship to \_\_\_\_\_

Street \_\_\_\_\_ Town \_\_\_\_\_

County \_\_\_\_\_ State \_\_\_\_\_

ORDERED BY \_\_\_\_\_

Street \_\_\_\_\_ Town \_\_\_\_\_

County \_\_\_\_\_ State \_\_\_\_\_

Enclosed please find \$ \_\_\_\_\_ for which ship me at once via

R. R. Is there a Freight Agent there? \_\_\_\_\_

# Tapestry or Leather Upholstered Living room Furniture



**3 Piece Suite**

**\$67<sup>50</sup>**

**W**ILLIAM AND MARY period living room suite consisting of settee, chair and rocker, all made over a solid oak frame, heavily upholstered and covered with best grade imported tapestry.


The Settee is 60 in. long, has full upholstered arms, wings, back and seat. The seat has in addition to the upholstering a full equipment of springs, making this piece extremely comfortable as well as beautiful and rich appearing.

The Chair has full upholstered arms, wings, back and seat, the seat being further equipped with oil tempered springs.

The Rocker is an exact match for the chair. All three pieces have solid oak front posts turned with a bell turning at top.

The Finish. All exposed wood parts are finished in Jacobean oak. The covering is best grade imported tapestry. Shipped from factory, set up and crated.

4D-1715—The Settee. Weight, 150 lbs. ....	\$81.50
4D-1717—The Chair. Weight, 75 lbs. ....	18.75
4D-1719—The Rocker. Weight, 75 lbs. ....	18.75
4D-1721—Suite, consisting of Settee, Chair and Rocker.....	<b>\$67.50</b>



**\$17<sup>95</sup>**

**\$16<sup>95</sup>**

**\$19<sup>75</sup>**

**\$19<sup>50</sup>**

Square line over-stuffed rocker. An extremely attractive and well made rocker, upholstered in genuine leather or best grade imported tapestry, exposed parts finished in mahogany. Shipped set up from the factory. Weight, 80 lbs.  
4D-1725—Rocker, upholstered in tapestry, \$17.95  
4D-1727—Rocker, upholstered in genuine leather ..... \$21.30

A curved back over-stuffed rocker. Well proportioned and extremely well designed. Upholstered in best grade imported tapestry or genuine leather. Exposed parts of wood finished in mahogany. Shipped set up from factory. Weight, 70 lbs.  
4D-1729—Rocker, upholstered in tapestry, \$16.95  
4D-1731—Rocker, upholstered in genuine leather ..... \$19.15

An over-stuffed wing rocker. Beautifully designed. The arms, wings, back and seat are all heavily upholstered in genuine leather or imported tapestry. A comfortable rocker for home or club. Weight, 80 lbs. Shipped set up.  
4D-1733—Rocker, upholstered in tapestry, \$19.75  
4D-1735—Rocker, upholstered in genuine leather ..... \$22.00


An over-stuffed wing rocker, which in addition to being an extremely comfortable, roomy rocker, is also very attractive in design and appearance, fully upholstered in imported tapestry or genuine leather. Shipped from factory, set up. Weight, 100 lbs.  
4D-1737—Rocker, upholstered in tapestry, \$19.50  
4D-1739—Rocker, upholstered in genuine leather ..... \$23.00

# Aladdin "Homecraft" Kitchen Cabinets



Made of Oak, finished Golden Oak, Waxed Stands. 70 inches high over all. Is 40 inches wide and 25 inches deep. The interior of the top compartment is finished white. Has nickel plated trimmings throughout. One large metal bread and cake drawer, with a metal top. Complete glass for equipment and sliding polished metal top on base for a work table.

No. 4D-1892—Kitchen Cabinet, weight 200 lbs. **\$19.95**




Made of Oak, finished Golden Oak Waxed. Interior of compartment is white enameled. Has tilting flour bin with patent sifter, glass sugar bin and full equipment of glass tea, coffee and spice jars. Metal cake or bread drawer with metal top. Wire shelf and cover rack, sliding galvanized bottom and polished metal sliding top for work table.

No. 4D-1893—Kitchen Cabinet, weight 230 lbs. **\$29.00**



Made of Oak, finished Golden Oak Waxed. Interior of top compartment is white enameled, is 70 inches high, 40 inches wide and 26 inches deep. Has glass front tilting flour bin, glass sugar bin, glass coffee, tea and spice jars, metal cake or bread box with metal top. Wire shelf and wire cover rack, sliding galvanized metal bottom and sliding polished metal top for work table. Drop roll curtain over sugar and spice jars.

No. 4D-1894—Kitchen Cabinet, weight 230 lbs. **\$31.25**



Made of Oak, finished Golden Oak Waxed. Interior of top compartment is white enameled. Is 73 inches high, 48 inches wide and 28 inches deep. Has glass front flour bin with patent sifter, glass sugar bin, glass tea, coffee and spice jars. Metal cake and bread drawer with metal covers. Wire shelf and wire cover rack, sliding metal bottom and sliding polished metal top for work table.

No. 4D-1896—Kitchen Cabinet, weight 260 lbs. **\$38.95**

# Aladdin "Homcraft" Kitchen Cabinet

## 13 Reasons Why This Is Our Leader.

Flush Rounded Corners and Edges.

Heavy Oak Facing.

(Not a cheap shelf top.)

Metal Sides in Flour Bin.

Tilting removable Flour Bin.

Detachable Sifter.

Dust-Proof Cap For Flour Bin.

3 Crystal Glass Jars.

Crystal Glass Tea and Coffee Jars.

Sliding Banded Bread Board.

Reinforced Sliding Tinned Wire Shelf.

Tinned Wire Pan Rack.

Sliding Galvanized Mouse proof Bottom.

Sanitary High Leg Construction.

Finished with Moisture-proof Satin Varnish in a RICH GOLDEN OAK. Interior of drawers and inside of doors varnished.



## 13 Reasons Why This Is Our Leader

Snow White Finish.

Bright Nickel Plated Trimmings.

Dust-proof Lip Construction on Doors and Drawers.

Spotless white Interior.

Glass Sugar Bin with Metal Cap and Cut Off.

Easy Sliding Metal Table Top, 25x40 inch, Rounded Edges.

Cutlery Drawer.

Utensil Drawer.

Three-ply Panels in Ends, Doors and Back of Top.

Sliding Automatic Metal Lid on an

All Metal Bread and Cake Drawer.

Sliding Support.

High Grade Castors.

Material Workmanship and Finish GUARANTEED. Weight, 200 pounds. Height, 70 inches

Made of carefully selected oak. Every detail of the manufacture of our Cabinets is the result of system brought about by years of experience in cabinet manufacturing, and we know that this coupled with our years of experience in home building places us in a position to better serve you in this line than can a factory with less experience. This Cabinet is made of Oak, Finished Golden Oak, waxed. The trimmings are nickel plated. The interior of top compartment is white enameled. The height is 70 inches, width is 40 inches, depth is 25 inches. Weight, 200 pounds.

4D-1901 Homcraft Kitchen Cabinet \$22.85



# ALADDIN ELECTRIC THERMOSTAT and HEAT REGULATOR \$20<sup>00</sup>


**Saves Fuel** The thermostat will save its price in fuel in a very short time. With a large plant, in one year or less. With a small plant, in about two years. The reason is this: You want to maintain a temperature of, say, 72°. you set the indicator at that point. When the heat gets beyond that, the check is automatically opened. When it falls below that, the check is closed and the draft opened, both automatically. No fuel being wasted in warming the house up to 80° or 85° before you discover that you have left the draft open and the check closed.

**Clock Attachment Works Automatically** This simple arrangement is very efficient in its operation. The cut at the right shows the thermostat and clock full size. At night, the indicator point is set at 60° or less if you so desire, then you set the alarm of the clock for one hour before your time to arise. When the time at which you have the alarm set arrives, the indicator is automatically moved forward to 70°. Thus when it comes time for you to arise, the whole house is 70°. This, of course, providing you have enough fuel in your furnace or boiler. Every operation of this regulator is automatic, with the exception of the motor, which must be wound once a week.

**Simple to Install** We send with each heat regulator a set of instructions so worded that any one, no matter how little mechanical education they may have, can install. But we recommend that if one is not mechanically inclined that they get some such party to install the regulator, and after it is properly installed you will wonder how you ever managed without it. We send the outfit complete—Thermostat, Motor, Batteries, Wire Chain, Ball Bearing Pulleys, Shelf Brackets; in fact, everything necessary for installing the regulator.

**Works on Any Heating Plant** This regulator will work on any kind of a heating plant—warm air, hot water or steam. Remember, the plant needs no special attachments to make it work with this regulator, and any ordinary kind of a plant can be operated in connection with this.

- No. 3D-221—Aladdin Heat Regulator, without Clock Attachment.....\$17.00
- No. 3D-223—Aladdin Heat Regulator, with Clock Attachment.....\$20.00



# The Aladdaphone

**\$25.50**

The new Aladdaphone which is now offered to the public is the most beautiful, perfect, scientifically constructed talking machine on the market selling for less than \$50.00. Exquisite in design, perfect in workmanship, constructed upon the most scientific basis, it is not only a beautiful ornament in the home but a musical instrument of the highest quality. In no other instrument except those selling for \$50.00 or more can be found the same exquisite quality of reproduction which the ALADDAPHONE so perfectly portrays. This instrument faithfully reproduces the bewildering and intoxicating ensemble of the loudest band as well as the softest, most beautiful and seductive tones of the great vocal artists.



It is the first time the public has been able to command the opportunity of hearing music of the world's greatest artists.

The Aladdaphone is 35 inches high, 17½ inches deep and 15½ inches wide, has a ten inch turn table, plays Victor, Columbia, Edison, Pathe or any standard record, can be wound while playing. The cabinet is beautifully finished in mahogany and will hold a large number of records.

7 A-1002 Aladdaphone . . . . . **\$25.50**

We will replace free of charge any broken parts for one year from date of purchase.